



STATUTORY INSTRUMENTS.

**S.I. No. 433 of 2025**

---

ROAD TRAFFIC (TRAFFIC SIGNS) REGULATIONS 2025

S.I. No. 433 of 2025

ROAD TRAFFIC (TRAFFIC SIGNS) REGULATIONS 2025

**Contents**

Part 1

Preliminary and General

**Regulation**

1. Citation
2. Interpretation
3. Revocation

Part 2

Mandatory Signs

4. Mandatory signs
5. With-flow cycle track sign
6. Shared track for use by pedestrians, pedal cyclists, e-moped and electric scooter drivers sign
7. Cycle Streets
8. Contra-flow cycle track sign
9. Contra-flow cycling on a one-way street sign
10. Bus lanes
11. Bus stop sign
12. Mini-roundabout ahead
13. Shared zone

Part 3

Prohibitory and Restrictive Signs

14. Prohibitory signs
15. Prohibited vehicles
16. Prohibition on use by prohibited vehicles of traffic lane on right-hand side of carriageway in road tunnel
17. Prohibition on pedal cycles, e-mopeds and electric scooters
18. Prohibition on animals
19. Prohibition on animal-drawn vehicles
20. Prohibition on vehicles carrying explosive material (road tunnel)
21. Restriction on parking sign — specified events

22. Restrictive traffic signs
23. Vehicle height restriction
24. Prohibition on entry to vehicles
25. Maximum vehicle length
26. Maximum vehicle width
27. Maximum design gross vehicle weight (safety)
28. Maximum vehicle axle loading weight
29. Yield and stop signs
30. School warden sign
31. School street sign
32. Manual control of traffic where road works are being carried out (stop and go signs)

#### Part 4

##### Speed Limit Signs

33. Speed limit sign
34. Periodic special speed limits
35. Speed limit sign - road tunnel
36. Electronic speed limit sign

#### Part 5

##### Traffic Lane Control Sign

37. Traffic lane control sign

#### Part 6

##### Traffic Signals

38. Traffic lights
39. Temporary traffic lights
40. Traffic lights — directional arrows, bus or U-turn display
41. Traffic lights — 4 lamps including directional green arrow or bus display
42. Traffic lights — 5 lamps including directional green arrow and bus display
43. Traffic lights — 5 lamps including a directional green arrow and additional amber lamp
44. Directive traffic lights
45. Traffic lights for pedal cyclists and e-moped and electric scooter drivers

46. Level crossings

Part 7

Pedestrian Crossings

- 47. Zebra pedestrian crossing
- 48. Parallel zebra crossing
- 49. Zebra pedestrian crossing without belisha beacons
- 50. Parallel zebra crossing without belisha beacons
- 51. Zebra pedestrian crossing of cycle track
- 52. Zebra pedestrian crossings – black stripes alternative
- 53. Combined zebra crossing
- 54. Combined zebra crossing without belisha beacons
- 55. Combined zebra crossings – black stripes alternative
- 56. Pedestrian crossing complex
- 57. Pedestrian crossing signals

Part 8

Roadway Markings

- 58. Centre of roadway
- 59. Traffic lane
- 60. Directions arrow
- 61. Temporary use of orange-coloured roadway markings at roadworks
- 62. Single yellow line
- 63. Double yellow lines
- 64. Loading bay
- 65. School entrance
- 66. Parking bays
- 67. Disabled persons' parking bay
- 68. Pay parking area
- 69. Stop line
- 70. Yield line
- 71. No entry line
- 72. Yellow box roadway marking
- 73. Merging and diverging marking
- 74. Cycle track

- 75. Bus lane
- 76. Edge of roadway
- 77. Left edge of motorway
- 78. Right edge of motorway
- 79. Access or exit lane on motorway
- 80. Taxi stand
- 81. Bus stop markings
- 82. Mini-roundabout — roadway marking
- 83. Car share vehicle parking bay
- 84. Car share electrically powered vehicle parking and recharging bay
- 85. Electrically powered vehicle recharging bay

#### Part 9

##### Tram Signals

- 86. Tram signals
- 87. Speed limit sign for light rail vehicles
- 88. Light rail vehicle stop sign and stop line
- 89. Light rail vehicle yield sign
- 90. Tram lane

#### Part 10

##### Portable Garda traffic signs and school warden uniform

- 91. Portable traffic signs for use by Gardaí
- 92. School wardens uniform

#### Schedule 1

##### Mandatory Traffic Signs

#### Schedule 2

##### Prohibitory and Restrictive Traffic Signs

#### Schedule 3

##### Speed Limit Signs

#### Schedule 4

##### Traffic Lane Control Signs

#### Schedule 5

##### Pedestrian Crossings

Schedule 6  
Roadway Markings  
Schedule 7  
Tram Signals

S.I. No. 433 of 2025

## ROAD TRAFFIC (TRAFFIC SIGNS) REGULATIONS 2025

I, DARRAGH O'BRIEN, Minister for Transport, in exercise of the powers conferred on me by sections 5, 95 and 96 of the Road Traffic Act 1961 (No. 24 of 1961) (as adapted by the Transport, Tourism and Sport (Alteration of Name of Department and Title of Minister) Order 2020 (S.I. No. 351 of 2020)), and to give effect to Directive 2004/54/EC of the European Parliament and of the Council of 29 April 2004<sup>1</sup> in respect of signing for road tunnels, hereby make the following regulations:

## Part 1

## Preliminary and General

***Citation***

1. These Regulations may be cited as the Road Traffic (Traffic Signs) Regulations 2025.

***Interpretation***

2. (1) In these Regulations—

"Act of 1968" means Road Traffic Act 1968 (No. 25 of 1968);

"Act of 1993" means Roads Act 1993 (No. 14 of 1993);

"Act of 1994" means Road Traffic Act 1994 (No. 7 of 1994);

"Act of 2001" means Transport (Railway Infrastructure) Act 2001 (No. 55 of 2001);

"Act of 2004" means Road Traffic Act 2004 (No. 44 of 2004);

"Act of 2010" means Road Traffic Act 2010 (No. 25 of 2010);

"access" means entry or exit by vehicles to or from premises adjacent to or accessible only from a road and includes stopping a vehicle on a roadway solely for the purposes of loading or unloading goods on to or from such vehicle from or to such premises;

"authorised person" means a person authorised by or behalf of a road authority or person -

- (a) who is authorised by a direction given to the person by the local authority concerned under section 101D,
- (b) acting with the consent of the road authority concerned under section 13 of the Act of 1993, or

---

<sup>1</sup> OJ No. L 167, 30.4.2004, p.39

- (c) acting in accordance with a traffic management plan that has been approved by the road authority concerned, to carry out works on the public road;

“buffer area” means an area between two parking bays;

“bus stop sign” means a sign to indicate a stopping place or stand for large public service vehicles or omnibuses provided under section 35 of the Act of 1994;

“car share” means a car share scheme or car club, licensed or authorised by a road authority under bye-laws made under section 199 of the Local Government Act 2001, for the purpose of the sharing of mechanically propelled vehicles by members of the scheme or club renting or using the vehicles for short periods, such as by the hour or day;

“county council” and “city council” have the meanings assigned to them, respectively, in section 11 of the Local Government Act 2001 (No. 37 of 2001);

“cycle track” means part of a road, including part of a footway or part of a roadway, which is provided primarily for the use of pedal cycles, e-mopeds and electric scooters;

“design” when used in relation to a sign means the layout of the sign and includes the relative size and position of any symbols, figures, letters, or other markings shown thereon;

“design gross vehicle weight” has the meaning assigned to it by Regulation 2(1) of the Road Traffic (Construction and Use of Vehicles) Regulations 2003 (S.I. No. 5 of 2003);

“disabled persons’ parking bay” means a space intended for the parking of a mechanically propelled vehicle in which is displayed a disabled persons’ parking permit;

“disabled persons’ parking permit” means a permit granted in accordance with Regulations made under section 35 of the Act of 1994;

“disc parking place” means a place on a public road where the parking of vehicles is subject to the exhibition of a document or other format in accordance with bye-laws made under section 36 of the Act of 1994;

“dual carriageway” means a road, the roadway of which is divided centrally so as to provide two separate carriageways, on each of which traffic is required by a road regulation to proceed in one direction only;

“electric scooter” means a type of powered personal transporter with a maximum continuous rated power of 0.40 kW, a maximum design speed of 20km/h, a maximum weight unladen of 25 kilograms, and which is self-balancing, with a footboard mounted on two or more axles and a long steering handle, and not fitted with a seat;

“e-moped” means a pedal-assisted mechanically propelled vehicle that is a bicycle or tricycle capable of propulsion solely by the physical exertions of a person or persons seated on it, and equipped with an auxiliary electric motor—

- (a) which has a maximum continuous rated power greater than 0.25 kilowatts but less than or equal to 1 kilowatt, and

- (b) the output of which cuts off when the physical exertions stop and before, or when, the bicycle or tricycle reaches the speed of 25 kilometres per hour;

"goods vehicle" means a vehicle used exclusively for carrying goods and taxed for commercial purposes;

"left" and "right" shall be construed with reference to the direction in which traffic is facing;

"left-hand side" and "right-hand side" are determined by facing in the direction of traffic flow;

"light rail vehicle" has the meaning assigned to it by section 2 (1) of the Act of 2001;

"light railway" has the meaning assigned to it by section 2 (1) of the Act of 2001;

"loading bay" means that portion of a road indicated by means of a traffic sign on which, at certain times, a vehicle, other than a goods vehicle being used for loading or unloading, shall not be parked;

"m" appearing on any sign represents one metre;

"meter parking place" means a place on a public road where the parking of vehicles is subject to the payment of fees by means of parking meters or other modes of pay and display;

"one-way roadway" means a roadway, the traffic on which is for the time being required by a road regulation to proceed in one direction only;

"parking bay" means a space in a meter parking place or a disc parking place, or any other place on a public road, intended for the parking of a mechanically propelled vehicle;

"pedestrian crossing" means a portion of the roadway specially marked for use by pedestrians crossing the road;

"Principal Act" means Road Traffic Act 1961 (No. 24 of 1961);

"prohibited vehicle" means a mechanically propelled vehicle, other than a vehicle which is designed and constructed for the carriage of passengers, where the total number of axles is equal to or greater than the figure specified on, as the case may be, sign RUS 046 or RUS 047;

"regulatory sign" means a sign which indicates the existence of a road regulation or implements such a regulation, or both, or indicates the existence of a provision in an enactment relating to road traffic;

"road", "national road" and "motorway" have the meanings assigned to them by section 2 (1) of the Act of 1993;

"roadworks" means roadworks (within the meaning of section 101D) and includes emergency roadworks (within the meaning of that section);

"road tunnel speed limit sign" means a traffic sign indicating a road regulation in respect of a speed limit under Part 2 of the Act of 2004 applying to a road in a road tunnel;

"roadway markings" means markings placed on the surface of the roadway;

“section 101D” means section 101D (inserted by section 9 of the Dublin Transport Authority (Dissolution) Act 1987 (No. 34 of 1987)) of the Principal Act;

“speed limit sign” means a traffic sign indicating a road regulation in respect of a speed limit under Part 2 of the Act of 2004;

"t" appearing on any sign represents one tonne;

“total number of axles” in relation to a mechanically propelled vehicle, means that all the wheels of the vehicle, the centres of which lie in a vertical plane extending across the full width of the vehicle at right angles to its longitudinal axis is to be regarded as forming a single axle and in determining the total number of axles, any axle attached to a vehicle or attached to any trailer drawn by the vehicle which is capable of transmitting any part of the weight of the vehicle or trailer to the surface of a road is included in the total;

"traffic" does not include pedestrians;

"traffic refuge" means a refuge for pedestrians on a roadway provided by a raised pavement, guard posts or similar means.

(2) A reference in these Regulations to an information plate accompanying a traffic sign shall, unless otherwise specified, be to an information plate which shall indicate the period during which the restriction or prohibition indicated by such traffic sign applies.

### ***Revocation***

3. The following are revoked:

- (a) the Road Traffic (Signs) Regulations 2024 (S.I. No. 200 of 2024);
- (b) the Road Traffic (Signs) (Speed limits) Regulations 2024 (S.I. No. 618 of 2024).

## **Part 2**

### **Mandatory Signs**

#### ***Mandatory signs***

4. (1) Subject to paragraph (3), a mandatory traffic sign shall consist of a blue disc with a white border and appropriate symbols shown in white on the disc, and shall indicate—

- (a) the direction or route in which traffic must proceed,
- (b) a cycle track,
- (c) a bus lane, or
- (d) a mini-roundabout.

(2) The following shall be as set out in Schedule 1—

- (a) the dimensions and designs of signs to which this Regulation applies,

- (b) the symbols to be used on such signs, and
- (c) the sign numbers applying to such signs.

(3) Mandatory traffic signs may consist of a blue rectangle with a white border and appropriate symbols shown in white on the plate where such design is provided for in these Regulations.

(4) A mandatory traffic sign may be displayed in a variable message sign format and, at a place where roadworks are being carried out, traffic sign numbers RUS 001, RUS 002 or RUS 003 may—

- (a) be displayed in a variable message format mounted on a roadworks vehicle that is stationary or is moving along the public road in the course of mobile roadworks operations, and
- (b) have a diameter greater than 1500 millimetres.

***With-flow cycle track sign***

5. (1) Traffic sign number RUS 009 (with-flow cycle track sign) shall, when provided in association with traffic sign number RRM 036 (cycle track symbol) or traffic sign number RRM 022 (continuous white line sign) or traffic sign number RRM 023 (broken white line sign) or traffic sign number RRM 038 (elephant's footprint markings) —

- (a) indicate a cycle track, and
- (b) consist of a blue disc with a white border containing a symbol of a pedal cycle in white.

(2) The dimensions and design of traffic sign number RUS 009 are set out in Part 1 of Schedule 1.

***Shared track for use by pedestrians, pedal cyclists and e-moped and electric scooter drivers sign***

6. (1) Traffic sign number RUS 058 (shared track for use by pedestrians, pedal cyclists and e-moped and electric scooter drivers sign) shall, when provided in association with traffic sign number RRM 036 (cycle track symbol) or traffic sign number RRM 037 (non-segregated shared track symbol) -

- (a) indicate a shared track for use by pedestrians and persons driving pedal cycles, e-mopeds or electric scooters, and
- (b) consist of a blue disc with a white border displaying, in white, a symbol signifying pedestrians positioned above the symbol of a pedal cycle, to depict the use of a shared track, or, alternatively, displaying, in white, a vertical white line, displayed on the right or on the left hand-side of the disc, with a symbol signifying pedestrians on one side of the line and the symbol of a pedal cycle on the other, to depict that use of the track is divided into 2 separate areas, one for use by pedestrians and the other for use by persons driving pedal cycles, e-mopeds or electric scooters.

(2) The dimensions and designs of traffic sign number RUS 058 are set out in Part 2 of Schedule 1.

### ***Cycle Streets***

7. (1) Traffic sign number RUS 068 (cycle street) shall indicate a cycle street.

(2) Traffic sign number RUS 068 shall consist of a symbol of a pedal cycle and a motorised vehicle symbol, the dimensions and design of which are set out in Part 6 of Schedule 1.

(3) Traffic sign number RUS 068A (cycle street) shall indicate the end of a cycle street, the dimensions and design of which are set out in Part 6 of Schedule 1.

### ***Contra-flow cycle track sign***

8. (1) Traffic sign number RUS 059 (contra-flow cycle track sign) shall, when provided in association with traffic sign number RRM 036 (cycle track symbol) or traffic sign number RRM 022 (continuous white line) or traffic sign number RRM 038 (elephant's footprint markings) —

- (a) indicate a contra-flow cycle track, and
- (b) consist of a blue rectangular sign with a white border, displaying in white, a vertical white line to depict a traffic lane with an arrow pointing straight ahead to indicate the direction of traffic flow in that lane and to depict, next to the traffic lane, a contra-flow cycle track with the symbol of a pedal cycle and with an arrow pointing downwards to indicate that pedal cycles, e-mopeds and electric scooters can be driven in a contra-flow direction to that of the traffic in the adjacent traffic lane.

(2) The dimensions and design of traffic sign number RUS 059 are set out in Part 3 of Schedule 1.

### ***Contra-flow cycling on a one-way street sign***

9. (1) Traffic sign number RUS 059A and RUS 059B (contra-flow cycling on a one-way street sign) shall—

- (a) indicate a one-way street where pedal cycles, e-mopeds and electric scooters can be driven in a contra-flow direction to that of the traffic on the one-way street, and
- (b) consist of a blue rectangular sign with a white border, displaying in white, an arrow pointing straight ahead to indicate the direction of traffic flow and next to the traffic lane, a symbol of a pedal cycle with an arrow pointing downwards to indicate that pedal cycles, e-mopeds and electric scooters can be driven in a contra-flow direction to that of the traffic or, alternatively an arrow pointing downwards to indicate the direction of traffic flow next

to a pedal cycle with an arrow pointing straight ahead to indicate that pedal cycles, e-mopeds and electric scooters can be driven in a contra-flow direction to that of the traffic.

- (2) The dimensions and design of traffic sign number RUS 059A and RUS 059B are set out in Part 3 of Schedule 1.

***Bus lanes***

10. (1) Traffic sign numbers RUS 028 (nearside with-flow bus lane sign) or RUS 029 (offside with-flow bus lane sign) shall, in association with traffic sign number RRM 024 (bus lane sign), indicate a bus lane and traffic sign number RUS 030 (contra-flow bus lane sign) shall, in association with traffic sign number RRM 024, indicate a contra-flow bus lane.

(2) Traffic sign numbers RUS 028, RUS 029 and RUS 030 shall consist of a blue rectangle with appropriate symbols or letters shown in white.

(3) The content, design and dimensions of traffic sign numbers RUS 028, RUS 029 and RUS 030 shall be as set out in Part 4 of Schedule 1.

***Bus stop sign***

11. (1) Traffic sign number RUS 031 (bus stop sign) shall indicate a stopping place or stand for large public service vehicles provided under section 35 of the Act of 1994.

(2) Traffic sign number RUS 031 shall show the word “BUS” accompanying a bus symbol on a contrasting background and shall be either —

- (a) rectangular in shape and not more than 450 millimetres and not less than 300 millimetres wide and not more than 400 millimetres and not less than 200 millimetres in height, or
- (b) circular in shape and shall not be less than 350 millimetres and not more than 400 millimetres in diameter.

***Mini-roundabout ahead***

12. (1) Traffic sign number RUS 049 (mini-roundabout sign) shall indicate a mini-roundabout ahead.

(2) Traffic sign number RUS 049 shall consist of a blue disc with a white border containing 3 directional arrows, in white, indicating the direction in which traffic must proceed on entering the mini-roundabout.

(3) The dimensions and design of traffic sign number RUS 049 are set out in Part 5 of Schedule 1.

***Shared Zone***

13. (1) Traffic sign number RUS 070 (shared zone for use by pedestrians and vehicles sign) shall—

- (a) indicate a shared surface street for use by pedestrians and vehicles, and
- (b) consist of a blue rectangle with a white border displaying, in white, appropriate symbols signifying pedestrians, a pedal cycle, and a mechanically propelled vehicle to depict the use of a shared zone, and a speed limit sign, traffic sign number RUS 065 located within the blue rectangle.

- (2) Traffic sign number RUS 070A shall indicate the end of a shared zone.
- (3) The dimensions and designs of traffic sign number RUS 070 and RUS 070A are set out in Part 7 of Schedule 1.

### **Part 3**

#### **Prohibitory and Restrictive Signs**

##### ***Prohibitory signs***

- 14. (1) In this Regulation “vehicle” includes a light rail vehicle.
- (2) A prohibitory traffic sign shall consist of a white disc with a red border, appropriate symbols, figures or letters shown in black on the disc, and one or more oblique red bars, and shall indicate any of the following—
  - (a) that a vehicle shall not proceed in the direction indicated in the arrow depicted on the sign,
  - (b) that a vehicle, or specified type or category of vehicle, shall not enter a road at the entrance to which the traffic sign has been provided,
  - (c) that a vehicle, or a specified type or category of vehicle, shall not proceed past a certain point on a road at which the traffic sign has been provided,
  - (d) that a vehicle, or a specified type or category of vehicle, shall not be parked or stopped in an area, or on a road, or on part of a road, where the traffic sign has been provided, or
  - (e) that a pedestrian shall not proceed past a certain point on a road or a part of a road upon which there is a light railway or ahead of a road tunnel at which the traffic sign has been provided.
- (3) The following shall be as set out in Part 1 of Schedule 2—
  - (a) the dimensions and designs at prohibitory traffic signs,
  - (b) the symbols, figures and letters to be used on such signs, and
  - (c) the sign numbers applying to such signs.
- (4) The traffic signs to which this Regulation refers may be accompanied by an information plate as defined in Regulation 2(2) or on an information plate indicating the type or category of vehicle to which the prohibition or restriction applies.
- (5) Traffic sign numbers RUS 011 (no straight ahead sign), RUS 012 (no right turn sign), and RUS 013 (no left turn sign) may be accompanied by a rectangular plate which shall be placed below the sign and on which may be shown in black letters on a white background—
  - (a) the message “Except Buses and Taxis — Ach Amháin Busanna agus Tacsaithe”, to indicate that the prohibitions indicated by the

signs do not apply in the case of large public service vehicles and taxis,

- (b) the message “Except Cyclists — Ach Amháin Rothaithe”, to indicate that the prohibitions indicated by those signs do not apply in the case of pedal cyclists or e-moped or electric scooter drivers,
- (c) the message “Except Buses, Taxis, and Cyclists — Ach Amháin Busanna, Tacsaithe agus Rothaithe”, to indicate that the prohibitions indicated by those signs do not apply in the case of large public service vehicles, taxis, pedal cyclists or e-moped or electric scooter drivers,
- (d) the message “Except Buses, Trams, and Cyclists — Ach Amháin Busanna, Tramanna agus Rothaithe”, to indicate that the prohibitions indicated by those signs do not apply in the case of large public service vehicles, trams, pedal cyclists or e-moped or electric scooter drivers,
- (e) the message “Except Trams — Ach Amháin Tramanna”, to indicate that the prohibitions by those signs do not apply in the case of light rail vehicles,
- (f) the message “Except Trams and Access — Ach Amháin Tramanna agus Rochtain”, to indicate that the prohibitions indicated by those signs do not apply in the case of light rail vehicles and access,

or

- (g) the message “Except Authorised Vehicles — Ach Amháin Feithiclí Údraithe”, to indicate that the prohibitions indicated by those signs do not apply to vehicles and drivers referred to in article 5 (inserted by S. I. No. 274 of 1998) of the Traffic and Parking Regulations 1997 (S.I. No. 182 of 1997), or such other vehicles authorised by the road authority, which may include local access.

(6) In paragraph (5)(f), “access” means entry or exit by a vehicle (other than a light rail vehicle) to or from a road or premises adjacent to or accessible only from a tram-only street without stopping or parking the vehicle on the street.

### ***Prohibited vehicles***

15. (1) Traffic sign number RUS 046 (prohibited vehicles sign) shall, when provided on a public road, indicate that the driver of a prohibited vehicle shall not proceed beyond the sign.

(2) Traffic sign number RUS 046 shall consist of a white disc with a red border containing an oblique red bar and, in black, a symbol depicting a vehicle axle and the letter “x” associated with a figure signifying that the total number of axles being specified on the sign is one axle multiplied by the figure displayed.

(3) The dimensions and design of, and the figures, letters and symbols to be used on, sign RUS 046 are set out in Part 1 of Schedule 2.

***Prohibition on use by prohibited vehicles of traffic lane on right-hand side of carriageway in road tunnel***

16. (1) Traffic sign RUS 047 (prohibited axles in right hand lane (road tunnels) sign) shall, when provided at the entrance to a road tunnel with a two-lane carriageway—

- (a) indicate that a driver of a prohibited vehicle shall not drive the vehicle in the traffic lane on the right-hand side of the carriageway in the tunnel,

and

- (b) consist of a white rectangular sign with a black border, displaying, in black, a vertical broken line to depict two traffic lanes on a carriageway with an arrow pointing straight ahead in each such lane to indicate the direction of traffic flow, and, displayed in the traffic lane on the right, a white disc with a red border containing an oblique red bar and, in black, a symbol depicting a vehicle axle and the letter “x” associated with a figure signifying that the total number of axles being specified on the sign is one axle multiplied by the figure displayed.

(2) The dimensions and design of, and the figures, letters and symbols to be used on, sign RUS 047 are set out in Part 1 of Schedule 2.

***Prohibition on pedal cycles, e-mopeds and electric scooters***

17. (1) Traffic sign number RUS 055 (no pedal cycles, e-mopeds or electric scooters sign) shall, when provided on a public road—

- (a) indicate that a person driving a pedal cycle, e-moped or electric scooter shall not proceed beyond the sign, and
- (b) consist of a white disc with a red border containing an oblique red bar and, in black, a symbol of a pedal cycle.

(2) The dimensions and design of traffic sign number RUS 055 are set out in Part 1 of Schedule 2.

***Prohibition on animals***

18. (1) Traffic sign number RUS 056 (no animals sign) shall indicate that a person who is riding, leading or driving a horse or animal, or who is in charge of a horse or animal, on the road shall not proceed beyond the sign.

(2) Traffic sign number RUS 056 shall consist of a white disc with a red border containing an oblique red bar and, in black, a symbol depicting a person riding a horse.

(3) The dimensions and design of traffic sign number RUS 056 are set out in Part 1 of Schedule 2.

(4) In this Regulation “animal” does not include a cat or a dog.

***Prohibition on animal-drawn vehicles***

19. (1) Traffic sign number RUS 057 (no animal-drawn vehicles sign) shall indicate that a person driving or in charge of an animal-drawn vehicle shall not proceed beyond the sign.

(2) Traffic sign number RUS 057 shall consist of a white disc with a red border containing an oblique red bar and, in black, a symbol depicting a person driving an animal-drawn vehicle.

(3) The dimensions and design of traffic sign number RUS 057 are set out in Part 1 of Schedule 2.

***Prohibition on vehicles carrying explosive material (road tunnel)***

20. (1) Traffic sign number RUS 062 (no vehicles carrying explosive material (road tunnel) sign) shall, when provided at or near the entrance to a road tunnel, indicate that the driver of a vehicle or of any vehicle being drawn by a vehicle carrying explosive materials shall not proceed beyond the sign.

(2) Traffic sign number RUS 062 shall consist of a white disc with a red border containing an oblique red bar and, in black, a symbol depicting the occurrence of an explosion in a vehicle.

(3) The dimensions and design of traffic sign number RUS 062 are set out in Part 1 of Schedule 2.

(4) In this Regulation “explosive material” means any article or substance which as presented for transport is liable to or would reasonably be expected to explode, dangerously react, produce a flame or dangerous evolution of heat, or produce dangerous emissions of toxic, corrosive or flammable gases or vapours, in each case, under normal conditions of transport.

***Restriction on parking sign — specified events***

21. (1) Traffic sign number RUS 063 (restriction on parking sign — specified events sign) shall, when provided on a public road or on all public roads at the entrance to an area indicate to the drivers of mechanically propelled vehicles that bye-laws have been made under section 36A (inserted by section 12 of the Roads Act 2007 (No. 34 of 2007)) of the Act of 1994 (in this Regulation referred to as “section 36A bye-laws”) and apply a prohibition or restriction on the parking of vehicles on that public road or on all public roads within a specified area.

(2) Traffic sign number RUS 063 shall consist of a white disc with a red border containing an oblique red bar and, in black, the letter “P” and is accompanied by an information plate showing details regarding the date or day and period of the operation of the section 36A bye-laws, to signify that a prohibition or restriction on the parking of mechanically propelled vehicles applies.

(3) The dimensions and design of traffic sign number RUS 063 are set out in Part 1 of Schedule 2.

(4) Traffic sign number RUS 063 shall be provided accompanied by an information plate specifying the word “END/Críoch” instead of the information plate referred to in sub-paragraph (b), to indicate to the drivers of mechanically propelled vehicles facing that sign that the section 36A bye-laws do not apply on the public road past that sign.

### ***Restrictive traffic signs***

22. (1) A restrictive traffic sign shall consist of a white disc with a red border, appropriate symbols, figures or letters shown in black on the disc, and shall indicate that a vehicle, or specified type or category of vehicle—

- (a) shall not enter a road at the entrance to which the traffic sign has been provided,
- (b) shall not proceed past a certain point on a road at which the traffic sign has been provided, or
- (c) shall not be parked or stopped in an area, or on a road, or on part of a road, where the traffic sign has been provided.

(2) The following shall be as set out in Part 2 of Schedule 2 —

- (a) the dimensions and designs at restrictive traffic signs,
- (b) the symbols, figures and letters to be used on such signs, and
- (c) the sign numbers applying to such signs.

(3) The traffic signs to which this regulation refers may be accompanied by an information plate as defined in Regulation 2(2) or on an information plate indicating the type or category of vehicle to which the restriction applies.

(4) Traffic sign number RUS 021 (Pedestrianised Street) may be accompanied by a rectangular plate which shall be placed below the sign, and on which may be shown in black letters on a white background—

- (a) the message “Except Deliveries — Ach Amháin Earraí Isteach”, to indicate that the prohibitions indicated by that sign do not apply in the case of vehicles loading or unloading goods on to or from premises adjacent to or accessible only from a road,
- (b) the message “Except Access — Ach Amháin Rochtain”, to indicate that the prohibitions indicated by that sign do not apply in the case of entry or exit by vehicles to or from premises adjacent to or accessible only from a road,
- (c) the message “Except Deliveries and Access — Ach Amháin Earraí Isteach agus Rochtain”, to indicate that the prohibitions indicated by that sign do not apply in the case of vehicles loading or unloading goods on to or from premises adjacent to or accessible only from a road, or in the case of entry or exit by vehicles to or from premises adjacent to or accessible only from a road,

(5) The period during which the exceptions referred to in paragraph (4) apply may be indicated on the rectangular plate.

***Vehicle height restriction***

23. (1) Traffic sign number RUS 016 (vehicle height restriction sign) shall, when provided on or in the vicinity of a structure indicate the height of the structure for the purposes of Part 17 of the Railway Safety Act 2005 (No. 31 of 2005).

(2) Traffic sign number RUS 016 shall consist of—

- (a) a white disc with a red border displaying, in black, one arrowhead symbol above and second one beneath figures associated with the unit “m”, signifying height, in metres, or
- (b) the dimensions and design for traffic sign number RUS 016 set out in Part 2 of Schedule 2.

(3) In this Regulation “structure” has the meaning assigned to it by section 138 of the Railway Safety Act 2005.

***Prohibition on entry to vehicles***

24. (1) Traffic sign number RUS 050 (no entry to vehicles sign) shall, when provided at the entrance to a road indicate that a driver of a vehicle shall not proceed beyond the sign.

(2) Traffic sign number RUS 050 shall consist of a red disc with a horizontal white bar.

(3) The dimensions and design of traffic sign number RUS 050 are set out in Part 2 of Schedule 2.

(4) Traffic sign number RUS 050 (no entry to vehicles sign) may be accompanied by a rectangular plate which shall be placed below the sign and on which may be shown in black letters on a white background the message “Except Cyclists — Ach Amháin Rothaithe”, to indicate that the prohibitions indicated by those signs do not apply in the case of pedal cyclists or e-moped or electric scooter drivers.

***Maximum vehicle length***

25. (1) Traffic sign number RUS 051 (maximum vehicle length sign) shall indicate that the driver of a vehicle or combinations of vehicles, the overall length of which exceeds the length specified on the sign, shall not proceed beyond the sign.

(2) Traffic sign number RUS 051 shall consist of a white disc with a red border displaying in black on the disc, a symbol of a long vehicle and beneath it, 2 arrowhead symbols and figures associated with the unit “m”, signifying that the maximum length of the vehicle or combination of vehicles must not exceed the length, in metres, specified on the sign.

(3) The dimensions and design of traffic sign number RUS 051 are set out in Part 2 of Schedule 2.

***Maximum vehicle width***

26. (1) Traffic sign number RUS 052 (maximum vehicle width sign) shall indicate that the driver of a vehicle, the width of which exceeds the width specified on the sign shall not proceed beyond the sign.

(2) Traffic sign number RUS 052 shall consist of a white disc with a red border displaying, in black, 2 arrowhead symbols and beneath these, figures associated with the unit “m”, signifying that the maximum width of a vehicle must not exceed the width, in metres, specified on the sign.

(3) The dimensions and design of traffic sign number RUS 052 are set out in Part 2 of Schedule 2.

***Maximum design gross vehicle weight (safety)***

27. (1) Traffic sign number RUS 053 (maximum design gross vehicle weight (safety) sign) shall indicate that the driver of a vehicle, the design gross vehicle weight of which exceeds the weight specified on the sign, shall not proceed beyond the sign.

(2) Traffic sign number RUS 053 shall consist of a white disc with a red border displaying, in black, figures associated with the unit “t” signifying that the design gross vehicle weight of a vehicle must not exceed the weight, in tonnes, specified on the sign.

(3) The dimensions and design of traffic sign number RUS 053 are set out in Part 2 of Schedule 2.

***Maximum vehicle axle loading weight***

28. (1) Traffic sign number RUS 054 (maximum vehicle axle loading weight sign) shall indicate that the driver of a vehicle, the vehicle axle loading weight of which exceeds the weight specified on the sign, shall not proceed beyond the sign.

(2) Traffic sign number RUS 054 shall consist of a white disc with a red border displaying, in black, a symbol depicting a vehicle axle and beneath it figures associated with the unit “t”, signifying that the maximum axle loading weight of a vehicle must not exceed the weight, in tonnes, specified on the sign.

(3) The dimensions and design of traffic sign number RUS 054 are set out in Part 2 of Schedule 2.

***Yield and stop signs***

29. (1) In this Regulation a reference to traffic does not include a reference to a light rail vehicle.

(2) Traffic sign number RUS 026 (yield sign) shall indicate that traffic shall yield right of way to traffic on a major road ahead or indicate that pedal cyclists and e-moped and electric scooter drivers shall yield right of way to pedestrians and traffic.

(3) Traffic sign number RUS 026 shall consist of a red inverted equilateral triangle with rounded corners, the space inside the triangle being coloured white and which shall show one of the following in black letters:

- (a) "Yield",
- (b) "Yield Right of Way", or
- (c) "Géill Slí" "

(4) Traffic sign number RUS 027 (stop sign) shall indicate that traffic shall stop before entering a major road.

(5) Traffic sign number RUS 027 shall consist of a red octagon with a white border and showing the word "Stop" in white letters.

(6) Traffic sign number RUS 026A shall consist of a red inverted equilateral triangle with rounded corners, the space inside the triangle being coloured white and which shall contain a symbol of a pedal cycle in black and a direction arrow.

(7) The dimensions and design of the sign to which paragraphs (2), (4) and (6) apply shall be as set out in Part 3 of Schedule 2.

### ***School warden sign***

30. (1) Traffic sign number RUS 032 (school warden sign) shall be exhibited by a school warden to indicate that traffic must stop and remain stopped in accordance with section 96(2) (as amended by section 6 of the Act of 1968) of the Principal Act.

(2) Traffic sign number RUS 032 shall consist of a white disc, with a red border and the word "Stop" and a symbol signifying child crossing shown in black.

(3) The dimensions and design of the sign to which this Regulation refers shall be as set out in Part 4 of Schedule 2.

### ***School street sign***

31. (1) Traffic sign number RUS 032A (school street sign) shall indicate that the driver of a mechanically propelled vehicle shall not proceed beyond the sign.

(2) Traffic sign number RUS 032A shall consist of a grey backing plate with a rectangular plate on which shall be shown in black letters on a white background the message "School Street - Sráid Scoile" and below which shall be placed a white disc with a red border containing an oblique red bar and, in black, a symbol signifying a motorcycle and a symbol signifying a car.

(3) The dimensions and design of traffic sign number RUS 032A are set out in Part 4 of Schedule 2.

(4) Traffic sign number RUS 032A shall be accompanied by a rectangular plate which shall be placed below the sign, and on which shall be shown in black letters on a white background the periods during which the restrictions apply.

***Manual control of traffic where road works are being carried out (stop and go signs)***

32. (1) Traffic sign number RUS 060 (Stop and Go Disc – STOP sign) shall, when exhibited facing the stream of traffic that it is intended to control at a place on a public road where roadworks are being carried out indicate that traffic must stop in advance of the sign and remain stopped so long as the sign is exhibited.

(2) Traffic sign number RUS 060 shall consist of a red disc with a white border and showing, in white letters, the word “STOP”.

(3) Traffic sign number RUS 061 (Stop and Go Disc – GO sign) shall, when exhibited facing the stream of traffic that it is intended to control at a place on a public road where roadworks are being carried out indicate that traffic may proceed or commence to proceed, and

(4) Traffic sign number RUS 061 shall consist of a green disc with a white border and showing, in white letters, the word “GO” or “Téigh”.

(5) Sign RUS 060 or RUS 061 may be exhibited, by being hand-held or by a mechanical device that is manually controlled, by an authorised person at intervals determined by the person or where traffic flow demand requires.

(6) Where the control of the passage of traffic at a place on a public road where roadworks are being carried out requires that -

- (a) two streams of traffic stop, and remain stopped, sign RUS 060 may be mounted back-to-back with a second sign RUS 060 as a single panel and exhibited, facing the streams of traffic that it is intended to control, or
- (b) a shuttle system be operated to only permit a single stream of traffic to proceed, in one direction at a time, two signs may be mounted back-to-back as a single panel and exhibited so as to display sign RUS 060 on one side and sign RUS 061 on the reverse and be rotated, as required, to exhibit sign RUS 060 or sign RUS 061, in either direction, facing the stream of traffic that it is intended to control.

(7) The dimensions and design of, and the letters to be used on, sign RUS 060 and sign RUS 061 are set out in Part 5 of Schedule 2.

## **Part 4**

### **Speed Limit Signs**

***Speed limit sign***

33. (1) A speed limit sign, as set out in Part 1 of Schedule 3, shall consist of a white disc with a red border containing—

- (a) in black figures, the appropriate speed limit applying, and
- (b) beneath those figures, in black letters “km/h”.

(2) Part 1 of Schedule 3 also sets out -

- (a) the dimensions and designs, and

(b) the sign numbers applying to speed limit signs.

(3) A speed limit sign, in accordance with paragraph (1), may be provided by a county council or a city council or the National Roads Authority to indicate the locations where a special speed limit made under section 9(1) or 9A(1) of the Act of 2004 applies or may be provided to indicate the locations where a road works speed limit order made by the chief executive of a county council or city council under section 10 of the Act of 2004 or made by the chief executive of the National Roads Authority under section 10A of the Act of 2004 applies.

(4) An alternative design for speed limit sign number RUS 042 set out in Part 1 of Schedule 3 may be provided to indicate—

- (a) in respect of a local road, the local roads speed limit of 60 kilometres per hour, or
- (b) where special speed limit bye-laws specify the special speed limit of 60 kilometres per hour in respect of a local road or part of a local road in a built-up area, that special speed limit.

(5) The alternative design for speed limit sign RUS 042 referred to in paragraph (4) consists of a white disc with a black border displaying diagonal parallel lines in black, the dimensions and design of which are set out in Part 1 of Schedule 3.

### ***Periodic special speed limits***

34. (1) A special speed limit sign, in accordance with paragraph (2), may be provided by a county council or a city council or the National Roads Authority to indicate where a special speed limit made for any of the purposes of section 9(5) or 9A(5) of the Act of 2004 applies.

(2) A special speed limit sign, as set out in Part 2 of Schedule 3 shall consist of a black disc which when illuminated displays:

- (a) a red border enclosing the disc, and
- (b) the special speed limit applying in white figures.

White letters “km/h” beneath the figure of special speed limit applying may be included for display.

(3) The sign, when in operation, must be lighted and extinguished at intervals determined by an automatic or manually operated device.

### ***Road tunnel speed limit sign***

35. (1) A road tunnel speed limit sign, traffic sign number RVMS 100 (road tunnel speed limit sign) shall, when provided at the entrance to or a road in a road tunnel, indicate that the speed limit displayed on the sign is the speed limit that applies to the road in the tunnel for the purposes of Part 2 of the Act of 2004.

(2) Traffic sign number RVMS 100 shall consist of a black square which, when illuminated, shall display a red border enclosing a black disc and within that black disc, the speed limit applying in white or yellow figures, and a fixed

rectangular information plate, placed above or below the black square, on which shall be shown in black letters on a white background the letters “km/h”.

(3) Where special speed limit bye-laws apply a special speed limit under section 9(6) of the Act of 2004 in respect of the entrance to or a road in a road tunnel, sign RVMS 100 shall be provided by the county or city council concerned.

(4) Where traffic sign number RVMS 100 is provided in a road tunnel, speed limit signs, traffic sign numbers RUS 039, RUS 040, RUS 041, RUS 042, RUS 043, RUS 044, RUS 064, special speed limit traffic sign number RUS 045 and electronic special speed limit traffic sign number RVMS 102 are not required in that road tunnel.

(5) Sign RVMS 100 shall be lighted and extinguished by the road authority or its agent using an automatic or manually operated device, as and when required, to display the speed limit applying.

(6) The dimensions and design of, and the figures and letters to be used on, sign RVMS 100 are set out in Part 3 of Schedule 3.

### ***Electronic speed limit sign***

36. (1) An electronic speed limit sign, traffic sign number RVMS 102 (electronic speed limit sign), when provided on a road or any part, carriageway or lane of a road shall indicate that the speed limit displayed on the sign is the speed limit that applies to the road or that part, carriageway or lane of the road.

(2) Traffic sign number RVMS 102 shall consist of a red border enclosing a black disc and displaying in white figures, the speed limit applying, and may include beneath those figures, in white letters “km/h”.

(3) The speed limits that may be displayed on traffic sign number RVMS 102 are those set out in Part 2 of the Act of 2004.

(4) The dimensions and design of traffic sign number RVMS 102 are set out in Part 4 of Schedule 3.

## **Part 5**

### **Traffic Lane Control Sign**

#### ***Traffic lane control sign***

37. (1) Traffic sign number RVMS 101 (traffic lane control sign) shall, when provided, indicate to traffic in the traffic lane either that traffic must stop or the direction in which traffic must proceed. Traffic sign number RVMS 101 shall be either:

- (a) mounted above a traffic lane to indicate to a driver of a vehicle proceeding in the traffic lane underneath the sign either that traffic must stop or the direction in which traffic must proceed, or
- (b) mounted to the side of a road to indicate to a driver of a vehicle proceeding in the traffic lane beside the sign either that traffic must stop or the direction in which traffic must proceed.

(2) Sign RVMS 101 shall face the traffic that it is intended to control and consist of a black rectangle which, when displayed, shows on a black background, the signal aspect of –

- (a) a green arrow pointing downwards in a vertical direction, to indicate that the traffic lane is open and that traffic in the traffic lane above which, or to the side of which, such downward pointing green arrow signal is displayed, may proceed or continue to do so in that traffic lane,
- (b) a red cross, in the shape of the letter “X”, to indicate that the traffic lane is closed and that traffic in the traffic lane above which, or to the side of which, the red cross signal is displayed, shall not proceed past that sign in that traffic lane, or
- (c) an arrow pointing to—
  - (i) the left at an angle of 45 degrees from the vertical direction, to indicate that traffic, in the traffic lane above which, or to the side of which, a downward pointing inclined left arrow signal is displayed, or
  - (ii) the right at an angle of 45 degrees from the vertical direction, to indicate that traffic, in the traffic lane above which, or to the side of which, a downward pointing inclined right arrow signal is displayed,

shall proceed to move into the adjacent traffic lane in the direction indicated by the arrow.

(3) A set of 4 beacons shall be provided in combination with sign RVMS 101 with a beacon positioned at each corner inside the black rectangle. The beacons, when displayed, shall emit light as per Part 1 or Part 2 of Schedule 4.

(4) The requirement that the beacons to which paragraph (3) refers shall emit light in the manner set out does not apply in respect of sign RVMS 101 where, for the time being, one or more of the beacons has failed to display.

(5) Sign RVMS 101 shall be displayed using an automatic or manually operated device, as and when required, to display the appropriate signal aspect referred to in subparagraph (a), (b) or (c) of paragraph (2) to control the passage of traffic.

(6) The dimensions and design of, and the various signal aspects to be displayed on, sign RVMS 101 are set out in Parts 1 and 2 of Schedule 4.

## **Part 6**

### **Traffic Signals**

#### ***Traffic lights***

38. Traffic sign number RTS 001 shall consist of a set of 3 lamps which shall comply with the following conditions:

- (a) the lamps shall face the stream of traffic they are intended to control;

- (b) the lamps shall show red, amber (which may be flashing or non-flashing) and green lights when lit;
- (c) the lamps shall be arranged vertically, the red light, being uppermost and the green light being lowest;
- (d) each lamp shall be separately illuminated and the effective diameter of the lens thereof shall be either between 200 millimetres and 215 millimetres or between 300 millimetres and 315 millimetres;
- (e) the centre of the lens of a lamp shall be not more than 380 millimetres from that of the lamp immediately next to it;
- (f) each lamp shall be lighted and extinguished in turn, at intervals determined by an automatic or manually operated device;
- (g) the lower edge of the lowest lamp shall be not less than 2.1 metres and not more than 3.05 metres above the surface of the ground in the immediate vicinity.

#### ***Temporary traffic lights***

39. Where traffic sign number RTS 001 is provided at a place where roadworks are being carried out or, for other temporary traffic management purposes, it shall consist of a set of 3 lamps which shall comply with the conditions set out in paragraphs (a) to (g) of Regulation 38 and the lower edge of the lowest lamp shall not be less than 1.1 metres and not more than 3.05 metres above the surface of the ground in the immediate vicinity.

#### ***Traffic lights — directional arrows, bus or U-Turn display***

40. Traffic sign number RTS 002 shall consist of a set of 3 lamps which shall—

- (a) comply with the conditions set out in paragraphs (a), (d), (e), (f) and (g) of Regulation 38,
- (b) be arranged vertically, the lamp showing the red display being uppermost and that showing the green display being lowest, and
- (c) show one of the following:
  - (i) a red light, an amber light (which may be flashing or non-flashing) and a green directional arrow on a black background, respectively, when lit;
  - (ii) the word “BUS” in red on a black background, the word “BUS” in amber on a black background and the word “BUS” in green on a black background, respectively, when lit, when the traffic sign is intended to control the stream of traffic that is using a bus lane;
  - (iii) a symbol of a U-Turn arrow in red on a black background, a symbol of a U-Turn arrow in amber on a black background and a symbol of a U-Turn arrow in green on a

black background, respectively, when lit, when the traffic sign is intended to control a stream of traffic at a location where drivers of vehicles are permitted to make a U-Turn manoeuvre;

- (iv) a directional arrow in red on a black background, a directional arrow in amber on a black background and a directional arrow in green on a black background, respectively, when lit, to control the stream of traffic facing the traffic sign that wishes to proceed in the direction indicated by the arrows displayed.

***Traffic lights — 4 lamps including directional green arrow, flashing amber arrow, or bus display***

41. Traffic sign number RTS 003 shall consist of a set of 4 lamps, 3 of which shall comply with the conditions set out in Regulation 38 or Regulation 40(c)(i), and the fourth of which shall—

- (a) comply with the conditions set out in paragraphs (a), (d), (e) and (f) of Regulation 38,
- (b) be placed beside or below the lowest lamp referred to in Regulation 38 or 40(c)(i), and
- (c) show—
  - (i) a directional arrow in green on a black background, when lit, or
  - (ii) a flashing directional arrow in amber on a black background, when lit, or
  - (iii) the word “BUS” in green on a black background, when lit,

and the lower edge of the lowest lamp shall not be less than 2.1 metres and not more than 3.05 metres above the surface of the ground in the immediate vicinity.

***Traffic lights — 5 lamps including directional green arrow and bus display***

42. Traffic sign number RTS 013 shall consist of a set of 5 lamps which shall comply with the conditions set out in paragraphs (a), (b), (d) and (e) of Regulation 38 and with the following conditions:

- (a) 3 of the lamps shall show red, amber and green lights, respectively, when lit, the fourth lamp shall show, when lit, the word “BUS” in green on a black background and the fifth lamp shall show, when lit, a directional arrow in green on a black background;
- (b) 4 of the lamps shall be arranged vertically, the red light being uppermost, the amber lamp beneath it, the green lamp beneath the amber one and the lamp showing the word “BUS” in green on a black background, when lit, being lowest and the fifth lamp showing a directional arrow in green on a black background,

when lit, shall be placed beside the lowest lamp referred to in this paragraph.

***Traffic lights — 5 lamps including a directional green arrow and additional amber lamp***

43. Traffic sign number RTS 015 shall consist of a set of 5 lamps, 3 of which shall comply with the conditions set out in Regulation 38—

- (a) the fourth of which shall –
  - (i) comply with the conditions set out in paragraphs (a), (d), (e) and (f) of Regulation 38,
  - (ii) be placed beside the lowest lamp referred to in Regulation 38, and
  - (iii) show a directional arrow in green on a black background, when lit, and the lower edge of the lowest lamp shall not be less than 2.1 metres and not more than 3.05 metres above the surface of the ground in the immediate vicinity and
- (b) the fifth of which shall –
  - (i) comply with the conditions set out in paragraphs (a), (d), (e) and (f) of Regulation 38,
  - (ii) be placed above the fourth lamp, the directional arrow in green referenced above, and
  - (iii) show an amber light on a black background when lit, to control the stream of traffic facing the traffic sign that wishes to proceed in the direction indicated by the arrow displayed directly below it.

***Directive traffic lights***

44. Traffic sign number RTS 004 shall consist of a set of 3 lamps which shall comply with the conditions set out in paragraphs (a), (d), (f) and (g) of Regulation 38 and with the following conditions:

- (a) the lamps shall show a red light, an amber light and a flashing directional arrow in amber, respectively, when lit, or alternatively show, a directional arrow in red, a directional arrow in amber or a flashing directional arrow in amber on black backgrounds, respectively, when lit;
- (b) the lamps shall be arranged vertically, that showing a red light when lit being uppermost and that showing a flashing directional arrow in amber being lowest or, alternatively that showing a directional arrow in red, when lit, being uppermost and that showing a flashing directional arrow in amber being lowest.

***Traffic lights for pedal cyclists and for e-moped and electric scooter drivers***

45. (1) Traffic sign numbers RTS 006 and RTS 007 shall, by electrical means, control the movement of pedal cyclists and e-moped and electric scooter drivers.

(2) Traffic sign number RTS 006 shall consist of a set of 2 lamps and comply with the following conditions:

- (a) it shall face the pedal cyclists and e-moped and electric scooter drivers whose movements it is intended to control;
- (b) one lamp shall show, when lit, a symbol of a pedal cycle in green on a black background, indicating that pedal cyclists and e-moped and electric scooter drivers may cross the road;
- (c) the lamp referred to in subparagraph (b) may flash intermittently indicating that pedal cyclists and e-moped and electric scooter drivers already in the course of crossing the road may continue to do so but otherwise pedal cyclists and e-moped and electric scooter drivers shall not cross the road;
- (d) the other lamp shall show, when lit, a symbol of a pedal cycle in red on a black background indicating that pedal cyclists and e-moped and electric scooter drivers shall not cross the road;
- (e) the lamps shall be arranged vertically, the lamp showing a display in red when lit being arranged above the other;
- (f) each lamp shall be separately illuminated and the diameter of the lens of each shall be between 200 millimetres and 215 millimetres or between 80 millimetres and 110 millimetres;
- (g) the centres of the lenses of lamps with a diameter between 200 millimetres and 215 millimetres shall not be more than 380 millimetres apart and the centres of the lenses of lamps with a diameter between 80 millimetres and 110 millimetres shall not be more than 150 millimetres apart;
- (h) each lamp shall be lighted and extinguished in turn at intervals determined by an automatic or manually operated device;
- (i) subject to subparagraph (j), when the lenses of the lamps have a diameter that is between 200 millimetres and 215 millimetres, the lower edge of the lower lamp shall not be not less than 2.1 metres and not more than 3.05 metres above the surface of the ground in the immediate vicinity and, when the lenses have a diameter that is between 80 millimetres and 110 millimetres, the lower edge of the lower lamp shall be between 1.5 metres and 1.7 metres and not more than 3.05 metres above the ground in the immediate vicinity;
- (j) when traffic sign number RTS 006 is provided at a place where roadworks are being carried out or is provided for other temporary traffic management purposes, the lower edge of the lower lamp shall not be less than 1.1 metres and not more than 3.05 metres above the surface of the ground in the immediate vicinity.

(3) Traffic sign number RTS 007 shall consist of a set of 3 lamps and comply with the conditions set out in subparagraphs (a), (f), (g) and (h) of paragraph (2) and with the following conditions:

- (a) one lamp, when lit, shall show a symbol of a pedal cycle in green on a black background, indicating that pedal cyclists and e-moped and electric scooter drivers may proceed past the traffic sign or cross the road;
- (b) a second lamp, when lit, shall show a symbol of a pedal cycle in amber on a black background indicating that pedal cyclists and e-moped and electric scooter drivers may not proceed past the traffic sign or cross the road unless they have already begun to do so while the lamp described in subparagraph (a) was lit;
- (c) when the second lamp described in subparagraph (b) flashes intermittently, it indicates that pedal cyclists and e-moped and electric scooter drivers may only proceed past the cycle traffic lights provided that right of way is yielded to any pedestrian who has already begun to cross the roadway or cycle track;
- (d) a third lamp, when lit, shall show a symbol of a pedal cycle in red on a black background, indicating that pedal cyclists and e-moped and electric scooter drivers shall not proceed past the traffic sign or cross the road;
- (e) the lamps referred to in subparagraphs (a), (b) and (d) shall be arranged vertically, the lamp showing a display in red, when lit, being uppermost and the lamp showing a display in green, when lit, being lowermost;
- (f) subject to subparagraph (g), when the lenses of the lamps have a diameter that is between 200 millimetres and 215 millimetres, the lower edge of the lowermost lamp shall be not less than 2.1 metres and not more than 3.05 metres above the surface of the ground in the immediate vicinity and, when the lenses of the lamps have a diameter that is between 80 millimetres and 110 millimetres, the lower edge of the lowermost lamp shall be between 1.5 metres and 1.7 metres and not more than 3.05 metres above the ground in the immediate vicinity;
- (g) where traffic sign RTS 007 is provided at a place where roadworks are being carried out or is provided for other temporary traffic management purposes, the lower edge of the lowermost lamp shall not be less than 1.1 metres and not more than 3.05 metres above the surface of the ground in the immediate vicinity.

(4) Traffic sign number RTS 007 may also include a directional arrow within each of the 3 lamps and comply with the conditions set out in subparagraphs (a) and (h) of paragraph (2) and with the following conditions:

- (a) one lamp, when lit, shall show a symbol of a pedal cycle and directional arrow or arrows in green on a black background, indicating that pedal cyclists and e-moped and electric scooter

drivers may proceed past the traffic sign in the direction of the arrow;

- (b) a second lamp, when lit, shall show a symbol of a pedal cycle and directional arrow in amber on a black background indicating that pedal cyclists and e-moped and electric scooter drivers may proceed past the traffic sign in the direction of the arrow unless they have already begun to do so while the lamp described in subparagraph (a) was lit;
- (c) when the second lamp described in subparagraph (b) flashes intermittently, it indicates that pedal cyclists and e-moped and electric scooter drivers may only proceed past the cycle traffic lights in the direction of the arrow, provided that right of way is yielded to any pedestrian who has already begun to cross the roadway or cycle track;
- (d) a third lamp, when lit, shall show a symbol of a pedal cycle and directional arrow or arrows in red on a black background, indicating that pedal cyclists and e-moped and electric scooter drivers shall not proceed past the traffic sign in the direction of the arrow;
- (e) the lamps referred to in subparagraphs (a), (b) and (d) shall be arranged vertically not more than 150 millimetres apart, the lamp showing a display in red, when lit, being uppermost and the lamp showing a display in green, when lit, being lowermost;
- (f) subject to subparagraph (g), the lenses of the lamps shall have a diameter that is between 80 millimetres and 110 millimetres, the lower edge of the lowermost lamp shall be between 1.5 metres and 2.1 metres above the ground in the immediate vicinity;
- (g) where traffic sign RTS 007 is provided with a directional arrow at a place where roadworks are being carried out or is provided for other temporary traffic management purposes, the lower edge of the lowermost lamp shall not be less than 1.1 metres and not more than 3.05 metres above the surface of the ground in the immediate vicinity.

(5) Traffic sign number RTS 014 shall —

- (a) by electronic means, control pedal cyclists and e-moped and electric scooter drivers at zebra pedestrian crossing locations on a cycle track, and
- (b) only be used in conjunction with traffic sign number RPC 001B.

(6) Traffic sign number RTS 014 shall face the traffic that it is intended to control and when displayed, shows on a black background, the signal aspect of:

- (a) a symbol of a flashing pedal cycle in amber, indicating that a person driving a pedal cycle, e-moped or electric scooter may only proceed past the traffic sign where right of way is yielded to any pedestrian who is waiting to cross or has commenced crossing the cycle track at the zebra crossing road marking RPC 001B;

- (b) a symbol of a pedal cycle in amber, indicating that a person driving a pedal cycle, e-moped or electric scooter shall not drive the vehicle past the traffic sign, or past traffic sign number RPC 001B, save when the vehicle is so close to the sign that it cannot safely be stopped before passing the sign;
- (c) a symbol of a pedal cycle in red indicating that a person driving a pedal cycle, e-moped or electric scooter shall not continue past the traffic sign;
- (d) the flashing amber symbol described in subparagraph (a) shall be the default display and the amber and red displays described in subparagraphs (b) and (c) shall be shown on actuation through an automatic or manually operated device;
- (e) the symbol shall be illuminated, and shall have a diameter of between 80 millimetres and 110 millimetres or between 200 millimetres and 215 millimetres;
- (f) the lower edge of the display shall be between 1.5 metres and 1.7 metres above the ground in the immediate vicinity.

### ***Level crossings***

46. (1) Traffic sign number RTS 005 shall be used to control traffic and pedestrians at railway level crossings and at swing or lifting bridges.

(2) The sign to which paragraph (1) refers shall consist of a set of 3 lamps, 2 of which shall be red and one amber, facing the stream of traffic they are intended to control, which shall comply with the following conditions:

- (a) each of the lamps shall illuminate separately and have a diameter of between 200 millimetres and 215 millimetres or 300 millimetres and 315 millimetres;
- (b) the lamp showing an amber light shall be centrally positioned and, when lit, shall remain constant;
- (c) the lamps showing red lights shall be positioned above and to the side of the lamp showing an amber light, and, when lit, will flash alternately in such a way that one lamp is always illuminated when the lamps are in operation.

(3) The alternately flashing red lamps referred to in paragraph (2) shall signify that the stream of traffic controlled by such signal must not proceed beyond traffic sign number RRM 017 (stop line) on the roadway at the signal or beyond the signal if traffic sign number RRM 017 is not provided.

(4) The illumination of the amber light referred to paragraph (2) shall signify that only that portion of the stream of traffic controlled by such signal that is too close to traffic sign number RRM 017 at such signal (or to the signal if traffic sign number RRM 017 is not provided) when the amber light illuminates that it cannot safely stop before entering the railway level crossing, swing or lifting bridge may proceed past such signal or sign.

(5) The traffic sign to which paragraph (1) refers may be accompanied by a rectangular or square plate or plates on which there may be shown, in black lettering on a white background, details of special precautions to be taken by certain classes of road users prior to entering the crossing, swing or lifting bridge.

## **Part 7**

### **Pedestrian Crossings**

#### ***Zebra pedestrian crossing***

47. (1) Traffic sign number RPC 001 (zebra pedestrian crossing) shall indicate a zebra pedestrian crossing.

(2) Traffic sign number RPC 001 shall consist of the following:

- (a) roadway markings consisting of 2 parallel continuous white lines, each approximately 100 millimetres wide, not less than 2 metres and not more than 10 metres apart, extending where there is no traffic refuge at the crossing, across the full width of the road, and where there is a traffic refuge at the crossing, from the edge of each side of the roadway to the nearest limit of the traffic refuge;
- (b) a beacon at or near each end of the crossing and, where there is a traffic refuge, a beacon at such refuge, emitting, save as is provided in paragraph (3) at regular intervals flashes of yellow light at the rate of not more than 45 and not less than 35 flashes a minute;
- (c) roadway markings consisting of alternate black and white stripes drawn parallel to the line of the roadway within the limits of the roadway markings described in subparagraph (a) and extending longitudinally to within approximately 100 millimetres of each of the said markings, each stripe being not less than approximately 500 millimetres and not more than approximately 715 millimetres wide except the stripe at the edge of each side of the roadway which shall be not less than approximately 500 millimetres and not more than approximately 1.3 metres wide and shall be black in colour.

(3) The requirements of paragraph (2)(b) that each beacon at a zebra pedestrian crossing shall emit a flashing light shall not apply in respect of a crossing at which, for the time being, one of the beacons has failed so to light.

(4) In this Regulation, “beacon” means a spherical globe which is yellow in colour and approximately 300 millimetres in diameter, and is mounted not less than 2.1 metres and not more than 3.1 metres above the surface of the ground in the immediate vicinity.

#### ***Parallel zebra crossing***

48. (1) Traffic sign number RPC 005 (parallel zebra crossing) shall indicate a parallel zebra crossing.

(2) Traffic sign number RPC 005 shall consist of the following:

- (a) the part of the crossing for pedestrians shall consist of –
  - (i) roadway markings consisting of 2 parallel continuous white lines, each approximately 100 millimetres wide, not less than 2 metres and not more than 10 metres apart, extending where there is no traffic refuge at the crossing, across the full width of the road, and where there is a traffic refuge at the crossing, from the edge of each side of the roadway to the nearest limit of the traffic refuge, and
  - (ii) roadway markings consisting of alternate black and white stripes drawn parallel to the line of the roadway within the limits of the roadway markings described in paragraph (a) and extending longitudinally to within approximately 100 millimetres of each of the said markings, each stripe being not less than approximately 500 millimetres and not more than approximately 715 millimetres wide except the stripe at the edge of each side of the roadway which shall be not less than approximately 500 millimetres and not more than approximately 1.3 metres wide and shall be black in colour;
- (b) the part of the crossing for pedal cyclists shall consist of roadway markings consisting of 2 parallel white elephant's footprint markings (RRM 038), not less than 2 metres and not more than 10 metres apart, extending where there is no traffic refuge at the crossing, across the full width of the road, and where there is a traffic refuge at the crossing, from the edge of each side of the roadway to the nearest limit of the traffic refuge;
- (c) a beacon at or near each end of the crossing and, where there is a traffic refuge, a beacon at such refuge, emitting, save as is provided in paragraph (3) at regular intervals flashes of yellow light at the rate of not more than 45 and not less than 35 flashes a minute.

(3) The requirements of paragraph (2)(c) that each beacon at a zebra pedestrian crossing shall emit a flashing light shall not apply in respect of a crossing at which, for the time being, one of the beacons has failed so to light.

(4) In this Regulation, “beacon” means a spherical globe which is yellow in colour and approximately 300 millimetres in diameter and is mounted not less than 2.1 metres and not more than 3.1 metres above the surface of the ground in the immediate vicinity.

***Zebra pedestrian crossing without belisha beacons***

49. (1) Traffic sign number RPC 001A shall indicate a zebra pedestrian crossing without belisha beacons.

(2) Traffic sign number RPC 001A -

- (a) shall consist of –
  - (i) roadway markings consisting of 2 parallel continuous white lines, each approximately 100 millimetres wide, not less

than 2 metres and not more than 10 metres apart, extending where there is no traffic refuge at the crossing, across the full width of the road, and where there is a traffic refuge at the crossing, from the edge of each side of the roadway to the nearest limit of the traffic refuge, and

- (ii) roadway markings consisting of alternate black and white stripes drawn parallel to the line of the roadway within the limits of the roadway markings described in subparagraph (i) and extending longitudinally to within approximately 100 millimetres of each of the said markings, each stripe being not less than approximately 500 millimetres and not more than approximately 715 millimetres wide except the stripe at the edge of each side of the roadway which shall be not less than approximately 500 millimetres and not more than approximately 1.3 metres wide and shall be black in colour,

and

- (b) may also include traffic sign RUS 066 of the dimensions and design of which are set out in Part 1 of Schedule 5.

***Parallel zebra crossing without belisha beacons***

50. (1) Traffic sign number RPC 005A shall indicate a parallel zebra crossing without belisha beacons.

(2) Traffic sign number RPC 005A shall consist of the following:

- (a) the part of crossing for pedestrians shall consist of –
  - (i) roadway markings consisting of 2 parallel continuous white lines, each approximately 100 millimetres wide, not less than 2 metres and not more than 10 metres apart, extending where there is no traffic refuge at the crossing, across the full width of the road, and where there is a traffic refuge at the crossing, from the edge of each side of the roadway to the nearest limit of the traffic refuge, and
  - (ii) roadway markings consisting of alternate black and white stripes drawn parallel to the line of the roadway within the limits of the roadway markings described in paragraph (a) and extending longitudinally to within approximately 100 millimetres of each of the said markings, each stripe being not less than approximately 500 millimetres and not more than approximately 715 millimetres wide except the stripe at the edge of each side of the roadway which shall be not less than approximately 500 millimetres and not more than approximately 1.3 metres wide and shall be black in colour;
- (b) the part of crossing for pedal cyclists and e-moped and e-scooter drivers shall consist of –

- (i) roadway markings consisting of 2 parallel white elephant's footprints (RRM 038), each between 250 millimetres and 400 millimetres wide, not less than 2 metres and not more than 10 metres apart, extending where there is no traffic refuge at the crossing, across the full width of the road, and where there is a traffic refuge at the crossing, from the edge of each side of the roadway to the nearest limit of the traffic refuge, and
- (ii) a sign of the dimensions and design of sign RUS 067, as set out in Part 3 of Schedule 5.

(3) In relation to RPC 005 and RPC 005A the colour of the surface of the pavement may be used in place of the black stripes if the surface provides a contrast with the white stripes.

***Zebra pedestrian crossing of cycle track***

51. (1) Traffic sign number RPC 001B shall indicate a zebra pedestrian crossing of a cycle track and may also be accompanied by sign RTS 014.

(2) RPC 001B shall consist of the following:

- (a) roadway markings consisting of 2 parallel continuous white lines, each approximately 50 millimetres wide, not less than 2 metres and not more than 10 metres apart, across the full width of the cycle track;
- (b) roadway markings consisting of alternate black and a minimum two number white stripes drawn parallel to the line of the cycle track within the limits of the roadway markings described in paragraph (a) and extending longitudinally to within approximately 100 millimetres of each of the said markings, each stripe being not less than approximately 150 millimetres and not more than approximately 350 millimetres wide except the stripe at the edge of each side of the cycle track which shall be not less than approximately 100 millimetres and not more than approximately 300 millimetres wide and shall be black in colour.

***Zebra pedestrian crossings – black stripes alternative***

52. For traffic sign numbers RPC 001, RPC 001A and RPC 001B the colour of the surface of the pavement may be used in place of the black stripes if the surface provides a contrast with the white stripes.

***Combined zebra crossing***

53. (1) Traffic sign number RPC 006 (combined zebra crossing) shall indicate a combined zebra crossing.

(2) Traffic sign number RPC 006 shall consist of the following:

- (a) roadway markings consisting of 2 parallel broken white lines containing square segments between 250 millimetres and 500 millimetres wide, and spaced the length of the square segment apart, not less than 5 metres and not more than 10 metres apart, extending where there is no traffic refuge at the crossing, across the full width of the road, and where there is a traffic refuge at the crossing, from the edge of each side of the roadway to the nearest limit of the traffic refuge;
- (b) a beacon at or near each end of the crossing and, where there is a traffic refuge, a beacon at such refuge, emitting, save as is provided in paragraph (3) at regular intervals flashes of yellow light at the rate of not more than 45 and not less than 35 flashes a minute;
- (c) roadway markings consisting of alternate black and white stripes drawn parallel to the line of the roadway within the limits of the roadway markings described in subparagraph (a) and extending longitudinally to within approximately 500 millimetres of each of the said markings, each stripe being not less than approximately 500 millimetres and not more than approximately 715 millimetres wide except the stripe at the edge of each side of the roadway which shall be not less than approximately 500 millimetres and not more than approximately 1.3 metres wide and shall be black in colour.

(3) The requirements of paragraph (2)(b) that each beacon at a combined zebra crossing shall emit a flashing light shall not apply in respect of a crossing at which, for the time being, one of the beacons has failed so to light.

(4) In this Regulation, “beacon” means a spherical globe which is yellow in colour and approximately 300 millimetres in diameter, and is mounted not less than 2.1 metres and not more than 3.1 metres above the surface of the ground in the immediate vicinity.

***Combined zebra crossing without belisha beacons***

54. (1) Traffic sign number RPC 006A shall indicate a combined zebra pedestrian crossing without belisha beacons.

(2) Traffic sign number RPC 006A -

- (a) shall consist of –
  - (i) roadway markings consisting of 2 parallel broken white lines containing square segments between 250 millimetres and 500 millimetres wide, and spaced the length of the square segment apart, not less than 5 metres and not more than 10 metres apart, extending where there is no traffic refuge at the crossing, across the full width of the road, and where there is a traffic refuge at the crossing, from the edge of each side of the roadway to the nearest limit of the traffic refuge, and

- (ii) roadway markings consisting of alternate black and white stripes drawn parallel to the line of the roadway within the limits of the roadway markings described in subparagraph (i) and extending longitudinally to within approximately 500 millimetres of each of the said markings, each stripe being not less than approximately 500 millimetres and not more than approximately 715 millimetres wide except the stripe at the edge of each side of the roadway which shall be not less than approximately 500 millimetres and not more than approximately 1.3 metres wide and shall be black in colour, and
- (b) may also include traffic sign RUS 067 of the dimensions and design of which are set out in Part 3 of Schedule 5.

***Combined zebra crossings – black stripes alternative***

55. For traffic sign numbers RPC 006 and RPC 006A the colour of the surface of the pavement may be used in place of the black stripes if the surface provides a contrast with the white stripes.

***Pedestrian crossing complex***

56. Traffic sign number RPC 002 (pedestrian crossing complex) shall consist of roadway markings with a zig-zag pattern of white lines at each side of the roadway, the dimension and design of which shall be as set out in Part 2 of Schedule 5 and may be provided in association with traffic sign numbers RPC 001, RPC 001A, RPC 003 or RPC 004 to indicate that the parking of vehicles is prohibited on the roadway where traffic sign number RPC 002 is provided.

***Pedestrian crossing signals***

57. (1) Traffic sign numbers RPC 003 and RPC 004 shall, by electrical signals, control the crossing of a road by pedestrians.

(2) Traffic sign number RPC 003 shall consist of a set of 2 lamps, which shall comply with the following conditions:

- (a) it shall face the pedestrians whose movements it is intended to control;
- (b) one lamp shall show, when lit—
  - (i) a green light through the full area of the lens,
  - (ii) a figure of a pedestrian in green on a black background, or
  - (iii) a message (such as the words “CROSS NOW”) in white on a black background, indicating that pedestrians may cross the road;
- (c) the lamp referred to in subparagraph (b)(ii) may flash on and off to indicate that pedestrians already in the course of crossing the

road may continue to do so but otherwise pedestrians shall not cross the road;

- (d) the other lamp shall show, when lit—
  - (i) a red light through the full area of the lens (which may contain in black letters a message such as the word “WAIT”), or
  - (ii) a figure of a pedestrian in red on a black background, indicating that pedestrians shall not cross the road;
- (e) the lamps shall be arranged vertically, that showing a red light, when lit, being placed above the other;
- (f) each lamp shall be separately illuminated, and the diameter of the lens thereof shall be between 200 millimetres and 215 millimetres;
- (g) the centres of the lenses of the lamps shall be not more than 700 millimetres apart;
- (h) each lamp shall be lighted and extinguished in turn, at intervals determined by an automatic or manually operated device;
- (i) the lower edge of the lower lamp shall be not less than 2.1 metres and not more than 3.05 metres above the surface of the ground in the immediate vicinity and where the sign is provided at a place where roadworks are being carried out or for other temporary traffic management purposes the lower edge of the lowest lamp shall not be less than 1.1 metres and not more than 3.05 metres above the surface of the ground in the immediate vicinity.

(3) Traffic sign number RPC 004 shall consist of a set of 3 lamps which shall comply with the conditions set out in subparagraphs (a), (f), (g), and (h) of paragraph (2) and with the following conditions:

- (a) one lamp, when lit, shall show a figure of a walking person in green on a black background, indicating that pedestrians may cross the road;
- (b) a second lamp, when lit, shall show a figure of a standing person in amber on a black background, indicating that pedestrians may not cross the road unless they had commenced to do so while the lamp described in subparagraph (a) was lit;
- (c) a third lamp, when lit, shall show a figure of a standing person in red on a black background, indicating that pedestrians shall not cross the road;
- (d) the lamps shall be arranged vertically, that showing a red light, when lit, being uppermost, and that showing a green light, when lit, being lowest;
- (e) the lower edge of the lowest lamp shall be not less than 2.1 metres and not more than 3.05 metres above the surface of the ground in the immediate vicinity and where the sign is provided at a place where roadworks are being carried out or for other temporary

traffic management purposes the lower edge of the lowest lamp shall not be less than 1.1 metres and not more than 3.05 metres above the surface of the ground in the immediate vicinity.

## Part 8

### Roadway Markings

#### *Centre of roadway*

58. (1) The following traffic signs may be provided along the centre of a roadway:

- (a) traffic sign number RRM 001 (continuous centre line) — a continuous white line approximately 100 or 150 millimetres wide, and where traffic sign number RRM 001 is provided in association with traffic sign number RRM 017 (stop line) it shall not be—
  - (i) less than 8 metres long, or
  - (ii) on a roadway that is less than 5.3 metres wide, less than 2 metres long;
- (b) traffic sign number RRM 002 (broken centre line)— a broken white line extending along the centre of the roadway and consisting of segments having the following dimensions and spacings:
  - (i) segments approximately 100 millimetres or 150 millimetres wide, approximately 3 metres long and spaced approximately 3 metres apart;
  - (ii) segments approximately 100 millimetres or 150 millimetres wide, approximately 3 metres long and spaced approximately 9 metres apart;
  - (iii) segments approximately 100 millimetres or 150 millimetres wide, approximately 3 metres long and spaced approximately one metre apart;
  - (iv) segments approximately 100 millimetres or 150 millimetres wide, approximately 4 metres long and spaced approximately 2 metres apart.

(2) Traffic sign number RRM 001 may be provided along a roadway other than at the centre of the roadway where it is appropriate in accordance with the layout of traffic lanes.

#### *Traffic lane*

59. Traffic sign number RRM 003 (lane line) shall indicate the boundary of a traffic lane, and consist of a broken white line consisting of segments having the following dimensions and spacing:

- (a) segments approximately 100 millimetres or 150 millimetres wide, approximately 2 metres long and approximately 2 metres apart;
- (b) segments approximately 100 millimetres or 150 millimetres wide, approximately 4 metres long and approximately 8 metres apart;
- (c) segments approximately 100 millimetres or 150 millimetres wide, approximately one metre long and approximately one metre apart, where traffic sign number RRM 003 is provided as traffic lane guidance markings in a traffic lane crossover situation.

### ***Directions arrow***

60. The following traffic signs may be provided on a roadway or cycle track to indicate the direction or directions in which traffic in a traffic lane must proceed:

- (a) traffic sign number RRM 004 — a white arrow pointing straight ahead;
- (b) traffic sign number RRM 005 — a white arrow pointing or curved to the left;
- (c) traffic sign number RRM 006 — a white arrow pointing or curved to the right;
- (d) traffic sign number RRM 039 — a white arrow pointing or curved to the left and straight ahead;
- (e) traffic sign number RRM 040 — a white arrow pointing or curved to the right and straight ahead;
- (f) traffic sign number RRM 041 — a white arrow pointing or curved to the left and right.

### ***Temporary use of orange-coloured roadway markings at roadworks***

61. Traffic sign numbers RRM 001 (continuous centre line) and RRM 002 (broken centre line) as referred to in Regulation 58, traffic sign number RRM 003 (lane line) as referred to in Regulation 59, traffic sign numbers RRM 004, RRM 005 and RRM 006 (directions arrow) as referred to in Regulation 60 and traffic sign number RRM 021 as referred to in Regulation 73 shall be provided as orange-coloured markings instead of white to indicate a place on a public road where roadworks are being carried out and temporary road markings are being provided.

### ***Single yellow line***

62. (1) Traffic sign number RRM 007 (single yellow line) shall indicate that parking of vehicles is restricted at certain times on that side of the roadway.

(2) Traffic sign number RRM 007 shall consist of a continuous yellow line approximately 50 millimetres or 100 millimetres wide extending along the edge

of a roadway and situated approximately 150 millimetres or 300 millimetres from that edge.

### ***Double yellow lines***

63. (1) Traffic sign number RRM 008 (double yellow lines) shall indicate that parking of vehicles is prohibited at any time on that side of the roadway.

(2) Traffic sign number RRM 008 shall consist of 2 parallel continuous yellow lines approximately 50 millimetres or 100 millimetres apart extending along the edge of a roadway, each line being approximately 50 millimetres wide and the line nearest the edge of the roadway being situated approximately 150 millimetres from that edge or, 2 such parallel continuous yellow lines approximately 100 millimetres apart extending along the edge of a roadway, each line being approximately 100 millimetres wide and the line nearest the edge of the roadway being situated approximately 300 millimetres from that edge.

### ***Loading bay***

64. (1) Traffic sign number RRM 009 (loading bay) shall indicate the location of a loading bay.

(2) Traffic sign number RRM 009 shall consist of the word "LOADING" written in white, once or more than once, accompanied by two end lines, being continuous white lines at right angles to the edge of the roadway, each such line being approximately 100 millimetres wide and extending from the edge of the roadway towards its centre, and broken white lines measuring 450 millimetres in length and 450 millimetres apart, between the word "LOADING" and each of the end lines.

### ***School entrance***

65. (1) Traffic sign number RRM 010 (school entrance) shall indicate a school entrance at which part of the roadway, the stopping or parking of a vehicle is prohibited.

(2) Traffic sign number RRM 010 shall consist of the words "SCHOOL KEEP CLEAR" or the word "SCOIL", written in yellow on the roadway, on either side of which shall be yellow zig-zag lines.

(3) The dimensions and design of sign number RRM 010 shall be as set out in Part 1 of Schedule 6.

### ***Parking bays***

66. (1) Traffic sign numbers RRM 011 (parallel parking bay: individual markings), RRM 012 (parallel parking bay: individual with buffer zones markings), RRM 013 (perpendicular parking bay markings), RRM 014 (angled parking bay markings) and RRM 016 (parallel parking bay: alternative with no individual bays) shall indicate, in any place on a public road, parking bays, and associated buffer areas where provided.

(2) Traffic sign numbers RRM 011, RRM 012, RRM 013, RRM 014 and RRM 016 shall consist of roadway markings, the dimensions and design of which shall be as set out in Part 2 of Schedule 6.

***Disabled persons' parking bay***

67. (1) Traffic sign number RRM 015 (disabled persons' parking bay) shall indicate a disabled persons' parking bay.

(2) Traffic sign number RRM 015 shall consist of roadway markings, the dimensions and design of which shall be as set out in Part 3 of Schedule 6.

***Pay parking area***

68. (1) Traffic sign numbers RRM 011 (parallel parking bay: individual markings), RRM 012 (parallel parking bay: individual with buffer zones markings), RRM 013 (perpendicular parking bay markings), RRM 014 (angled parking bay markings), RRM 015 (disabled persons' parking bay) or RRM 016 (parallel parking bay: alternative with no individual bays) may be provided to indicate a pay parking area.

(2) The dimensions and design of these traffic signs shall be as set out in Parts 2 and 3 of Schedule 6.

***Stop line***

69. (1) Traffic sign number RRM 017 (stop line) shall indicate the point beyond which traffic shall not proceed when stopping in compliance with a road regulation.

(2) Traffic sign number RRM 017 shall consist of a continuous white line, not less than 200 millimetres and not more than 250 millimetres wide. Where traffic sign number RRM 017 is provided on a cycle track, the continuous white line shall be not less than 150 millimetres and not more than 200 millimetres wide.

(3) Subject to paragraph (4), where traffic sign RRM 017 is provided in the case of a one-way roadway, it shall extend across the full width of the roadway and, in any other case it shall extend across the roadway from the left edge to the centre thereof.

(4) Where traffic sign number RRM 017 is provided at a junction which is approached by a cycle track or cycle tracks, a second such traffic sign may be provided in advance of, and parallel to, the traffic sign at the junction but shall not cross the cycle track or cycle tracks.

(5) Where traffic sign number RRM 017 (stop line) is provided at a level crossing, a swing bridge or a lifting bridge where traffic sign number RTS 005 (Traffic Signals — Level Crossing) is provided, the continuous white line shall be approximately 250 millimetres or 300 millimetres wide.

***Yield line***

70. (1) Traffic sign number RRM 018 (yield line) shall indicate the point beyond which traffic shall not proceed, where required, in compliance with a road regulation, and —

- (a) shall consist of—
  - (i) in the case of a cycle track, a broken white line consisting of segments not less than approximately 100 millimetres wide and not greater than approximately 150 millimetres wide, approximately 300 millimetres long and approximately 300 millimetres apart, and
  - (ii) any other case, a broken white line consisting of segments not less than approximately 200 millimetres and not more than approximately 250 millimetres wide, approximately one metre long and approximately one metre apart, and extending, in the case of a one-way roadway or a cycle track, across the full width of the roadway or cycle track and, in any other case, across the roadway from the left-hand edge to the centre thereof,

and

- (b) may, at a location other than a cycle track, where the width of the traffic lane is not sufficient to display the dimensions referred to in paragraph (a)(ii), consist of a broken white line approximately 200 millimetres wide, approximately 500 millimetres long and approximately 500 millimetres apart.

***No entry line***

71. (1) Traffic sign number RRM 019 (no entry line) shall indicate that traffic is prohibited from entering the roadway at the entrance to which it is provided, save for pedal cycles, e-mopeds and electric scooters entering a cycle track provided on the roadway or where traffic sign RUS 059A or RUS 059B is provided on the roadway.

(2) Traffic sign number RRM 019 shall consist of a continuous white line and a broken white line parallel thereto and approximately 300 millimetres therefrom, extending transversely across the entrance to a roadway or, where a cycle track is provided on the roadway, extending across the roadway from the right-hand edge of the cycle track, each line being approximately 200 millimetres wide and the broken line consisting of segments approximately 1 metre long and spaced approximately 1 metre apart.

***Yellow box roadway marking***

72. (1) Traffic sign number RRM 020 (yellow box roadway marking) shall indicate an area of roadway which traffic shall not enter except in compliance with a road regulation.

(2) Traffic sign number RRM 020 shall consist of continuous yellow lines approximately 200 millimetres or 300 millimetres wide enclosing an area of roadway cross-hatched in diagonal yellow lines approximately 150 millimetres or 200 millimetres wide and approximately 1.4 metres, 2 metres or 2.5 metres apart.

### ***Merging and diverging marking***

73. (1) Traffic sign number RRM 021 (merging and diverging marking) shall indicate an area of roadway into which traffic shall not enter.

(2) The dimensions and design of the sign to which paragraph (1) refers are set out in Part 4 of Schedule 6.

### ***Cycle track***

74. (1) Traffic sign number RRM 036 shall consist of a cycle symbol, the dimensions and design of which shall be as set out in Part 7 of Schedule 6.

(2) Traffic sign number RRM 022, RRM 023, or RRM 038, shall, where provided, indicate the right-hand edge or the right- and left-hand edges of a cycle track.

(3) Traffic sign number RRM 022, RRM 023 or RRM 038 shall indicate the right-hand edge of a cycle track which is located on a carriageway.

(4) Traffic sign number RRM 022 shall consist of a continuous white line approximately 100 millimetres or 150 millimetres wide.

(5) Traffic sign number RRM 023 shall consist of a broken white line consisting of segments not less than 100 millimetres and not more than 150 millimetres wide, approximately 750 millimetres long and spaced approximately 750 millimetres apart.

(6) Traffic sign number RRM 038 shall consist of a broken white line containing square segments between 250 millimetres and 400 millimetres wide, and spaced the length of the square segment apart.

(7) Traffic sign number RRM 037 (non-segregated shared track symbol) shall indicate a non-segregated shared track.

(8) Traffic sign number RRM 037 shall consist of a pedestrian symbol and a cycle symbol, the dimensions and design of which shall be as set out in Part 8 of Schedule 6.

### ***Bus lane***

75. (1) Traffic sign number RRM 024 shall, in association with traffic sign number RUS 028, RUS 029 or RUS 030, indicate a bus lane.

(2) The sign to which paragraph (1) refers shall consist of—

- (a) a continuous white line, or lines, 250 millimetres wide, save where one edge of the bus lane coincides with the centre line of a roadway between the bus lane and an adjoining traffic lane, and

- (b) lettering, in white, consisting of the words “LÁNA BUS”, the dimensions and design of which shall be as set out in Part 5 of Schedule 6.

***Edge of roadway***

76. (1) Traffic sign number RRM 025 (edge of roadway) shall indicate the line of the edge of a roadway, other than a motorway.

(2) Traffic sign number RRM 025 shall consist of a broken yellow line along the edge of a roadway, consisting of segments not less than 100 millimetres and not more than 150 millimetres wide, approximately 2 metres long and approximately 2 metres apart.

***Left edge of motorway***

77. (1) Traffic sign number RRM 026 (left edge of motorway) shall indicate the left-hand edge of the carriageway of a motorway.

(2) Traffic sign number RRM 026 shall consist of a continuous yellow line approximately 150 millimetres wide.

***Right edge of motorway***

78. (1) Traffic sign number RRM 027 (right edge of motorway) shall indicate the right-hand edge of the carriageway of a motorway or dual carriageway.

(2) Traffic sign number RRM 027 shall consist of a continuous white line approximately 150 millimetres wide.

***Access or exit lane on motorway***

79. (1) Traffic sign number RRM 028 (access or exit lane) shall indicate the boundary of an access lane or exit lane on a motorway.

(2) Traffic sign number RRM 028 shall consist of a broken white line consisting of segments approximately 150 millimetres or 250 millimetres wide, approximately 2 metres long, and spaced approximately 2 metres apart.

***Taxi stand***

80. (1) Traffic sign number RRM 029 (taxi stand) shall indicate the location of a stand for taxis.

(2) Traffic sign number RRM 029 shall consist of the word "TAXIS" in white, once or more than once, accompanied by two end lines, being broken white lines approximately 100 millimetres wide, approximately 600 millimetres long and spaced 600 millimetres apart at right angles to the edge of the roadway and extending towards its centre to a maximum distance of 2.5 metres, and with broken white lines measuring approximately 600 millimetres long and 600 millimetres apart between the word "TAXIS" and each of the end lines.

***Bus stop markings***

81. (1) The following are the approved size, form and colour of traffic sign number RRM 030 provided under regulations made under section 35 of the Act of 1994 to indicate the area at a stopping place or stand for large public service vehicles within which vehicles (other than large public service vehicles) are not to be stopped or parked:

- (a) 2 end-lines, being continuous white lines at right angles to the kerb, each such line being approximately 100 millimetres wide and extending for a distance of approximately 3 metres outwards from the kerb;
- (b) a longitudinal broken white line, which shall connect the outer extremities of the 2 end-lines and consist of segments approximately 100 millimetres wide, approximately one metre long and approximately 1 metre apart;
- (c) the word “BUS” in white, written inside each end-line.

***Mini-roundabout — roadway marking***

82. (1) Traffic sign number RRM 033 (mini-roundabout — roadway marking sign) shall indicate the location of a mini-roundabout on the roadway.

(2) Traffic sign number RRM 033 shall consist of 3 directional arrows, in white, surrounding a central white disc, indicating the direction in which traffic must proceed on entering the mini-roundabout.

(3) The dimensions and design of traffic sign number RRM 033 are set out in Part 6 of Schedule 6.

***Car share vehicle parking bay***

83. (1) Traffic sign number RRM 034 (car share vehicle parking bay) shall indicate the location of a car share vehicle parking bay.

(2) Traffic sign number RRM 034 shall consist of the words “Car Share” or “Car Club” or “Car Club Only”, written on the roadway in white in letters at least 350 millimetres in height.

***Car share electrically powered vehicle recharging and parking bay***

84. (1) Traffic sign number RRM 034A (car share electric vehicle recharging and parking bay) shall indicate the location of a car share electric vehicle recharging and parking bay.

(2) Traffic sign number RRM 034A shall consist of the electrically powered vehicle symbol in white on the roadway and the words “Car Share”, written on the roadway in white in letters at least 350 millimetres in height.

***Electrically powered vehicle recharging bay***

85. (1) Traffic sign number RRM 035 (electrically powered vehicle recharging bay) shall indicate the location of an electrically powered vehicle recharging bay.

(2) Traffic sign number RRM 035 shall consist of the electrically powered vehicle symbol on the roadway in white.

**Part 9****Tram Signals*****Tram signals***

86. (1) Traffic sign numbers RTS 008 (tram stop), RTS 009 (tram proceed), RTS 010 (tram proceed to left), RTS 011 (tram proceed to right) and RTS 012 (tram stop unless too close to stop safely) shall, by mechanical or electrical means, control the passage of a light rail vehicle.

(2) The traffic signs referred to in paragraph (1) shall consist of a sign the content, design and dimensions of which are set out in Part 1 of Schedule 7 and shall comply with the following conditions:

- (a) the sign shall—
  - (i) face the light rail vehicle it is intended to control,
  - (ii) show a white light when lit,
  - (iii) be separately illuminated, and
  - (iv) have a diameter of between 295 millimetres and 305 millimetres;

and

- (b) the lower edge of the sign shall be not less than 2.1 metres above the surface of the ground in the immediate vicinity.

(3) Traffic sign number RTS 008 shall show, when lit, the aspect of a horizontal white line on a black background, indicating that a light rail vehicle may not proceed beyond the traffic sign and associated stop line (traffic sign number RRM 031 or traffic sign number RRM 017), if provided in association with the sign.

(4) Traffic sign number RTS 009 shall show, when lit, the aspect of a vertical white line on a black background, indicating that a light rail vehicle may proceed beyond the traffic sign and associated stop line (traffic sign numbers RRM 031 or RRM 017), if provided in association with the sign.

(5) Traffic sign numbers RTS 010 and RTS 011 shall show, when lit, the aspect of a diagonal white line on a black background, indicating that a light rail vehicle may proceed to the left in the case of traffic sign number RTS 010 or to the right in the case of traffic sign number RTS 011, beyond the traffic sign and associated stop line (traffic sign numbers RRM 031 or RRM 017), if provided in association with the sign.

(6) Traffic sign number RTS 012 shall show, when lit, the aspect of a plus sign on a black background, indicating that a light rail vehicle may not proceed beyond the traffic sign and associated stop line (traffic sign numbers RRM 031 or RRM 017), if provided in association with the sign, save when the light rail vehicle is so close to the sign that it cannot safely be stopped before passing the sign or stop line provided in association with the sign.

(7) Where traffic sign numbers RTS 008, RTS 009, RTS 010, RTS 011 or RTS 012 are provided in association with traffic sign numbers RTS 001, RTS 002, RTS 003, RTS 004, RTS 006, RTS 007 or RTS 013, their aspect may be such that they convey to the driver of a light rail vehicle a significance which is different from that conveyed at the same time to the drivers of other vehicles by the aspect of traffic sign numbers RTS 001, RTS 002, RTS 003, RTS 004, RTS 006, RTS 007 or RTS 013 to which traffic sign numbers RTS 008, RTS 009, RTS 010, RTS 011 or RTS 012 are affixed.

### ***Speed limit sign for light rail vehicles***

87. (1) A speed limit sign for a light rail vehicle shall consist of a diamond shape with a black border on a white background, and with appropriate figures to indicate the relevant speed limit shown in black, and shall indicate that a speed limit prescribed in regulations made under section 54 of the Transport (Railway Infrastructure) Act 2001 (No. 55 of 2001) in relation to a public road or part of a public road applies to a light rail vehicle.

(2) The following shall be as set out in Part 2 of Schedule 7:

- (a) the dimensions and design of the sign to which paragraph (1) applies;
- (b) the figures to be used on such signs;
- (c) the sign number applying to such signs.

### ***Light rail vehicle stop sign and stop line***

88. (1) Traffic sign number RUS 034 (light rail vehicles stop sign) shall indicate to a light rail vehicle to stop and not to proceed until it is safe to do so.

(2) Traffic sign number RUS 034 shall consist of a diamond shape with a black border on a white background and crossed horizontally by a black bar.

(3) The dimensions and design of the sign to which paragraph (1) applies shall be as set out in Item 1, Part 3 of Schedule 7.

(4) Traffic sign number RRM 031 (tram stop line) or RRM 017 (stop line) shall indicate the point beyond which a light rail vehicle shall not proceed when stopping in compliance with traffic sign number RTS 008 or RTS 012 or RUS 034 and the associated road regulation.

(5) The dimensions and design of traffic sign number RRM 031 (tram stop line) shall be as set out in the diagram contained in Item 2, Part 3 of Schedule 7.

***Light rail vehicle yield sign***

89. (1) Traffic sign number RUS 035 shall indicate to a light rail vehicle that it shall yield right of way to another light rail vehicle or to traffic on a road ahead.

(2) Traffic sign number RUS 035 shall consist of a diamond shape with a black border on a white background with a black legend indicating an inverted equilateral triangle.

(3) The dimensions and design of the sign to which paragraph (1) applies shall be as set out in Part 4 of Schedule 7.

***Tram lane***

90. (1) Traffic sign number RUS 036 (nearside tram lane) or RUS 037 (offside tram lane) shall, in association with traffic sign number RRM 032 (tram lane line), where provided, indicate a tram lane.

(2) Traffic sign numbers RUS 036 and RUS 037 shall consist of a blue rectangle with appropriate symbols or letters and borders shown in white.

(3) The content, design and dimensions of traffic sign numbers RUS 036 and RUS 037 shall be as set out in Part 5 of Schedule 7.

(4) Traffic sign number RRM 032 referred to in paragraph (1) shall consist of a continuous white line, or lines, 250 millimetres wide, save where one edge of the tram lane coincides with the centre line of a roadway between the tram lane and an adjoining traffic lane.

**Part 10****Portable Garda traffic signs and school warden uniform*****Portable traffic signs for use by Gardai***

91. The portable signs to be used by members of the Garda Síochána in exercise of the powers conferred on them by section 91 of the Principal Act shall be—

- (a) all of the traffic signs set out in Part 1 of Schedule 1, except traffic sign number RUS 009, and
- (b) traffic sign numbers RUS 011, RUS 012, RUS 013, RUS 018 and RUS 019,

save that the dimensions of the signs may be reduced but so that the diameter of the sign shall not be less than 175 millimetres.

***School warden uniform***

92. The uniform prescribed to be worn by a school warden, exercising powers under section 96(2) of the Principal Act, shall—

- (a) consist of a hat or cap and an overcoat or jacket capable of identifying the wearer as a school warden, and

(b) include material which is retroreflective,  
approved of by the road authority who employs or nominated the warden.

**Schedule 1**

**Mandatory Traffic Signs**

*Regulations 4(2) and 5(2)*

**Part 1**


**Regulatory Sign — Upright**



RUS 001: Keep Left



RUS 002: Keep Right



RUS 003: Pass Either Side



RUS 004: Keep Straight Ahead



RUS 005: Turn Right



RUS 006: Turn Left



RUS 007: Turn Left Ahead



RUS 008: Turn Right Ahead



RUS 009: With-flow cycle track  
sign

**Notes:**

1. The dimensions for the traffic signs provided in Part 1 of Schedule 1 (other than traffic sign number RUS 009) are as follows:

1500  
1200  
900  
750  
600  
300  
270  
200

These dimensions provided are in millimetres.

The 200 millimetres diameter only applies to traffic sign numbers RUS 004, RUS 005 and RUS 006 whenever the illuminated sign is attached to Bus signals (RTS 002). Alternatively, a diameter of 300 millimetres can be used when the illuminated signs are attached to Bus signals (RTS 002).

2. The standard diameter size for traffic sign number RUS 009 is 450 millimetres and alternative dimensions that may be used are 600 or 300 millimetres. Repeater signs may be provided at intervals along the length of a cycle track and where these are provided the standard diameter of traffic sign number RUS 009 is 300 millimetres and an alternative size of 150 millimetres may be used. Where this sign is displayed, illuminated, in a traffic bollard, a diameter size of 270 millimetres is used.

3. Non-illuminated bollard mounted signs may be provided on cycle tracks with a diameter of 100 or 150 millimetres.

## Part 2

**Shared track for pedal cycles, e-mopeds, electric scooters and pedestrians****RUS 058:**

**Shared track for pedal cycles, e-mopeds, electric scooters and pedestrians**

**RUS 058CR:**

**When the pedal cyclists/e-moped and electric scooter drivers are on the right**

**RUS 058CL:**

**When the pedal cyclists/e-moped and electric scooter drivers are on the left**

1. Traffic sign number RUS 058 may display any of the 3 alternative designs shown here in this Schedule as appropriate for the shared track where the sign is provided. The standard diameter size for this traffic sign is 450 millimetres and alternative dimensions that may be used are 600 or 300 millimetres.

2. Repeater signs may be provided at intervals along the length of a shared cycle track and where these are provided the standard diameter of traffic sign number RUS 058 is 300 millimetres.

Non-illuminated bollard mounted signs may be provided on cycle tracks with a diameter of 100 or 150 millimetres.

*Regulations 8(2) and 9(2)***Part 3****Contra-flow cycling sign**

***RUS 059:***  
***Contra-Flow***  
***Cycle Track***



***RUS 059A:***  
***Contra-Flow***  
***Cycling On***  
***One-Way Street***





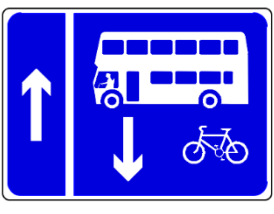


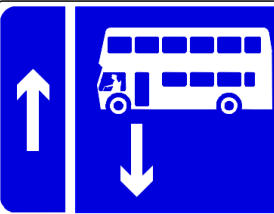
***RUS 059B:***  
***Contra-Flow***  
***Cycling On***  
***One-Way***  
***Street***

**Note:**

1. Traffic sign number RUS 059 may display any of the 3 alternative designs shown here in this Schedule as appropriate for the contra-flow cycling where the sign is provided. The standard dimensions for traffic sign number RUS 059 are 600 millimetres in width and 425 millimetres in height and alternative dimensions of 720 millimetres in width and 510 millimetres in height may be used.

## Part 4

## Bus Lanes

		
<b>RUS 028: Nearside With-Flow Bus Lane</b>	<b>RUS 029: Offside With-Flow Bus Lane</b>	<b>RUS 030: Contra-Flow Bus Lane</b>
		
<b>RUS 028 Alternative Design: Nearside With-Flow Bus Lane</b>	<b>RUS 029 Alternative Design: Offside With-Flow Bus Lane</b>	<b>RUS 030 Alternative Design: Contra-Flow Bus Lane</b>

**Note:**

1. The dimensions shown for traffic sign number RUS 028 and RUS 029 are as follows:

Height: 537.5 (645)

Width: 675 (810)

The dimensions shown are in millimetres. As an alternative a sign of the dimensions shown in brackets may be used.

2. The dimensions shown for traffic sign number RUS 030 are as follows:

Height: 587.5 (705)

Width: 825 (990)

The dimensions shown are in millimetres. As an alternative a sign of the dimensions shown in brackets may be used.

3. The alternative design for the signs may be used where there is a segregated cycle track available for use by pedal cyclists and by e-moped and electric scooter drivers.

**Part 5**

**Mini-Roundabout Ahead**



**RUS 049: Mini roundabout ahead**

**Note:**

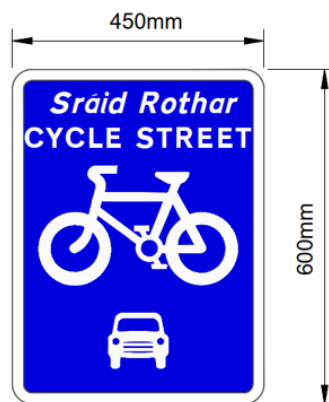
1. The diameter size of traffic sign number RUS 049 may be either:
  - 1500
  - 1200
  - 900
  - 750
  - 600

These dimensions are in millimetres.

## Part 6

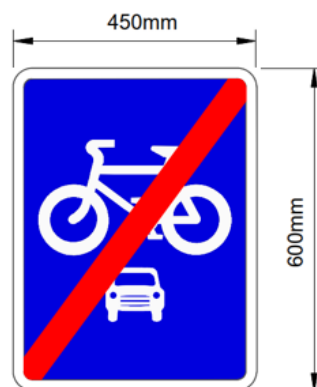
*Regulations 7(2) and 7(3)*

### Cycle Street Sign



**RUS 068:**

**Cycle Street**



**RUS 068A:**

**End of Cycle Street**

#### **Note:**

1. The dimensions shown for traffic sign number RUS 068 and RUS 068A are in millimetres.

**Part 7**

*Regulation 13(3)*

**Shared Zone**



**RUS 070: Shared Zone sign**



**RUS 070A: End of Shared Zone sign**

**Note:**

1. The dimensions for traffic signs RUS 070 and RUS 070A are as follows:

Height: 300 (375)

Width: 400 (500)

The dimensions shown are in millimetres. As an alternative, signs of the dimensions shown in brackets may be used.

## Schedule 2

### Prohibitory and Restrictive Traffic Signs

*Regulations 14(3), 15(3), 16(2), 17(2), 18(3), 19(3), 20(3) and 21(3)*

#### Part 1

#### Prohibitory Traffic Signs



**RUS 010: Clearway**



**RUS 011: No Straight Ahead**



**RUS 012: No Right Turn**



**RUS 013: No Left Turn**



**RUS 014: No Overtaking**



**RUS 017: No U-Turn**



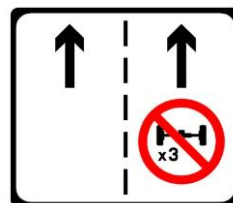
**RUS 019: No Parking**



**RUS 038: No Pedestrians**



**RUS 046: Prohibited Vehicles**



**RUS 047: Prohibited Axles in  
Right Hand Lane (Road  
Tunnels)**



**RUS 055: No Pedal Cycles, e-mopeds  
or Electric Scooters**



**RUS 056: No Animals**



**RUS 057: No Horse and Cart**



**RUS 062: No Vehicles Carrying  
Explosives**



**RUS 063: Restriction on Parking-  
Specified Events**

**Notes:**

1. The dimensions for the traffic signs shown in Part 1 of Schedule 2 (with the exception of traffic sign number RUS 046 and traffic sign number RUS 047) are as follows:

1500  
1200  
900  
750  
600  
450  
300  
270  
200

These dimensions are in millimetres.

The 270 millimetres diameter only applies to traffic sign numbers RUS 012 and RUS 013 whenever the sign is provided in a traffic bollard.

The 200 millimetres diameter only applies to traffic sign numbers RUS 012, RUS 013 and RUS 017 whenever the sign is provided in a traffic signal head and illuminated.

2. The dimensions of the oblique red bar and the red roundel should be approximately 10% of the diameter.

3. The standard dimension for the diameter of sign RUS 046 is shown as 600 millimetres. Alternative dimensions that may be used are as follows:

900

750

450

The figure '5' shown in this Schedule for traffic sign number RUS 046 is for illustration purposes only - the figure to be specified on such sign in respect of any location will be determined by the relevant road authority. Traffic sign number RUS 046 may be mounted on its own or, with an accompanying information plate or, in combination on a grey backing board as part of a larger sign in combination with other regulatory, warning or information traffic signs.

4. The dimensions for traffic sign number RUS 047 are 2100 millimetres x 1890 millimetres. The roundel shown for traffic sign number RUS 047 in this Schedule has a diameter of 900 millimetres. The figure '3' shown for traffic sign number RUS 047 is for illustration purposes only - the figure to be specified on such signs in respect of any location will be determined by the relevant road authority. Traffic sign number RUS 047 may be mounted on its own or, on a grey backing board as part of a larger sign in combination with other regulatory, warning or information traffic signs.

*Regulations 22(2), 23(2)(b), 24(3), 25(3), 26(3), 27(3) and 28(3)*

## Part 2

### Restrictive Signs



**RUS 015: Maximum Gross Weight  
(Traffic Management)**



**RUS 016: Height Restriction**



**RUS 018: Parking Permitted**



**RUS 020: Taxi Stand**



**RUS 020A: Electric Vehicle  
Recharging Only**



**RUS 021: Pedestrianised Street**



**RUS 050: No Entry to vehicles**



**RUS 051: Maximum Vehicle Length**



**RUS 052: Maximum Vehicle  
Width**



**RUS 053: Maximum Gross Weight  
(Safety)**



**RUS 054: Maximum Axle  
Weight**

1. The dimensions shown for the traffic signs provided for in Part 2 of Schedule 2 are as follows:

1500  
1200  
900  
750  
600  
450  
270

These dimensions are in millimetres.

2. The 270 millimetres diameter size only applies to traffic sign number RUS 050 for use when that sign is being displayed in a traffic bollard.

3. In the case of traffic sign numbers RUS 018 and RUS 020, either or both of the arrows may be omitted and, in the case of RUS 019, either of the arrows may be omitted.

4. Traffic sign number RUS 019 placed on, or affixed to, a parking meter at a parking bay may be used to indicate that parking is prohibited in that parking bay, and the dimensions of the sign may be reduced but so that the diameter of the sign shall not be less than 150 millimetres.

5. Where a value signifying height, length, weight or width is displayed on a sign in this Part of Schedule 2, it is for illustration purposes only.

6. The standard diameter of the disc for traffic sign number RUS 021 is 450 millimetres.

## Part 3

## Yield and Stop Signs



RUS 026: Yield



RUS 026: Géill Slí



RUS: 027 Stop

RUS 026A: Yield Sign  
for CyclistsRUS 026A: Yield Sign  
for Cyclists**Note:**

1. The dimensions for traffic sign number RUS 026 are as follows:

1200  
1050  
900  
750  
600  
450  
200

The dimensions shown are in millimetres. The radius of the corners should be 6% of the sign dimension and the border width should be 1/12 of the sign side. The angle of the oblique lines are 60 degrees. The 200 millimetres dimension only applies to traffic sign number RUS 026 when the sign is provided on a cycle track.

2. The dimensions of the alternative Irish language version of sign number RUS 026 shall be the same as those applying to the English language version.

3. Where in the opinion of the road authority providing sign RUS 026 it is desirable to provide the sign in a reduced or increased size, the dimensions of the sign may be reduced by 20% or increased by a maximum of 60%, as appropriate.

4. The words "Right of Way" may be added to the word "Yield" in traffic sign No. RUS 026.

5. The dimensions for traffic sign number RUS 027 are as follows:

1200

900

750

The dimensions shown are in millimetres. The border width of sign number RUS 027 shall be 1/30 of the sign width. The angle of the oblique lines are 45 degrees.

6. The dimensions for traffic sign number RUS 026A are as follows:

300

200

The dimensions shown are in millimetres. The radius of the corners should be 6% of the sign dimension and the border width should be 1/12 of the sign side. The angle of the oblique lines are 60 degrees. This sign must be used in conjunction with traffic lights, and only applies to pedal cyclists and to e-moped and electric scooter drivers.

*Regulation 30(3)*

**Part 4  
School Signs  
School Warden Sign**



**RUS 032: School Warden Sign**

**Note:**

1. The diameter of the traffic sign number RUS 032 shall be 450 millimetres.

*Regulation 31(3)*

**School Street Sign**



**RUS 032A: School Street Sign**

**Note:**

1. The standard diameter of the disc for traffic sign number RUS 032A is 450 millimetres.

**Part 5****Stop and Go Disc****RUS 060: Stop and Go  
Disc – STOP****RUS 061: Stop and  
Go Disc – GO****RUS 061: Stop and Go  
Disc – TÉIGH****Notes:**

1. The standard dimension for the diameter of traffic sign number RUS 060 and traffic sign number RUS 061 is 600 millimetres and alternative dimensions are 450 millimetres and 750 millimetres.
2. Two plates of sign RUS 060 may be exhibited, mounted back-to-back as a double-sided panel board, when it is intended to control two streams of traffic.
3. Whenever a manual controlled traffic shuttle system is being operated at a location where roadworks are being carried out so as to permit a single stream of traffic pass in one direction at a time, traffic sign number RUS 060 and traffic sign number RUS 061 may be mounted back-to-back on a single panel board and rotated to exhibit either sign, as appropriate, facing the stream of traffic that it is intended to control.

**Schedule 3**  
**Speed Limit Signs**

*Regulation 33(1), (2) and (5)*

**Part 1**  
**General Speed Limit Signs**



**RUS 039:**  
**120km/h Speed Limit**



**RUS 040:**  
**100km/h Speed Limit**



**RUS 041:**  
**80km/h Speed Limit**



**RUS 042:**  
**60km/h Speed Limit**



**RUS 042:**  
**Alternative Design**



**RUS 043:**  
**50km/h Speed Limit**



**RUS 064:**  
**40km/h Speed Limit**



**RUS 044:**  
**30km/h Speed Limit**



**RUS 065:**  
**20km/h Speed Limit**

**Note:**

1. The dimensions shown for the above traffic signs are as follows:

Sign Number	Dimensions
RUS 039	900 (1200) (750) (600)
RUS 040	750 (1200) (900) (600)
RUS 041	600 (1200) (900) (750) (450)
RUS 041 (Alternative Design)	450 (600)
RUS 042	600 (1200) (900) (750) (450)
RUS 043	600 (1200) (900) (750) (450) (300)
RUS 044	450 (900) (750) (600) (300)
RUS 064	600 (1200) (900) (750) (450) (300)
RUS 065	450 (600) (300) (150) (only in conjunction with signs RUS 070 and RUS 070A)

The dimensions shown are in millimetres. The standard dimension for the diameter of each sign is shown and the range of alternative dimensions which may be used are shown in brackets.

2. Except for traffic sign number RUS 064, where it is desired to repeat the speed limit along the length of a road, part, carriageway or lane to which the speed limit applies, the diameter of the sign may be reduced to 900 millimetres, 750 millimetres, 600 millimetres, 450 millimetres or 300 millimetres. Where it is desired to repeat traffic sign number RUS 064 along the length of a road, part carriageway or lane to which the speed limit applies, the diameter of the sign may be reduced to 450 millimetres or 300 millimetres.

3. A speed limit sign can be mounted on its own or on a backing board or as part of a larger traffic sign or in combination with other regulatory, warning or information traffic signs.

4. An alternative design for speed limit sign number RUS 042 may be provided to indicate—

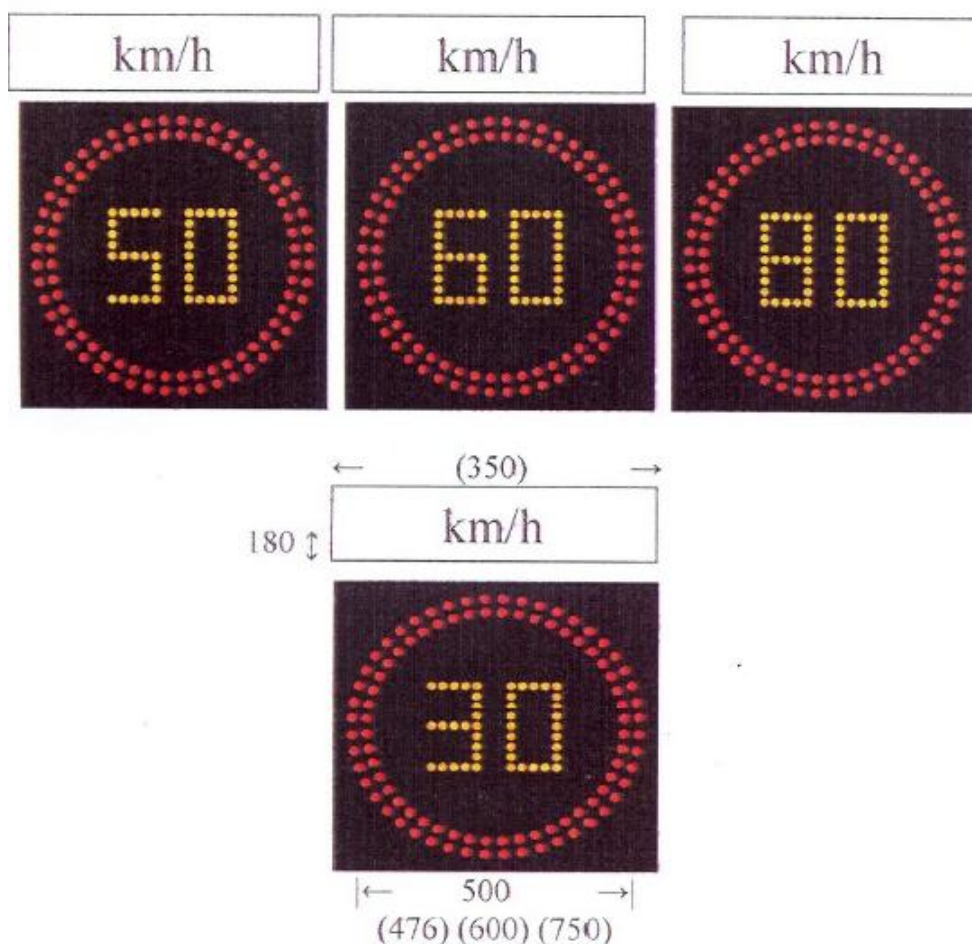
- (a) in respect of a local road, the local roads speed limit of 60 kilometres per hour, or
- (b) where special speed limit bye-laws specify the special speed limit of 60 kilometres per hour in respect of a local road or part of a local road in a built-up area, that special speed limit.

5. Speed limit sign number RUS 065 may be mounted on its own or, on a grey or blue backing board as part of a larger traffic sign in combination with appropriate warning or information traffic signs. Where sign number RUS 065 is used on traffic signs RUS 070 or RUS 070A, the text 'km/h' may be omitted.

**Part 2****Periodic Speed Limit Sign****RUS 045:****Periodic Speed Limit****Note:**


1. The dimension for RUS 045 is 600 with a permitted variant of 750. The dimensions shown are in millimetres.

2. The black disc is a blank message roundel that, when illuminated, displays a red border enclosing a black disc with numerals and text, in white, to indicate the special speed limit that applies for the duration of the period during which the sign is illuminated. The special speed limit value of 30 km/h shown in this Schedule is for illustration purposes only. The special speed limits that may be specified in special speed limit bye-laws are set out in section 9(2) of the Road Traffic Act 2004. The sign may be mounted on its own or, on a grey backing board as part of a larger traffic sign in combination with appropriate warning or information traffic signs.

**Part 3****Road Tunnel Speed Limit Sign****RVMS 100: Road Tunnel Speed Limit Sign****Notes:**

1. The dimensions shown for traffic sign number RVMS 100 are in millimetres.
2. The dimension of the outer diameter of the roundel to be displayed on the sign is shown and alternative dimensions that may be used are shown in brackets.
3. The black square is a blank message panel that, when illuminated, displays a red border enclosing a black disc with figures in white or yellow, to indicate the speed limit that applies.
4. The fixed information plate displays the unit 'km/h' to indicate that the relevant unit of measurement is kilometres per hour. The standard length of the fixed plate equals the length of the side of the black square and an alternative dimension that may be used is shown in brackets.

**Part 4**  
**Electronic Speed Limit Signs**



**RVMS 102: Electronic Speed Limit Sign**

**Note:**

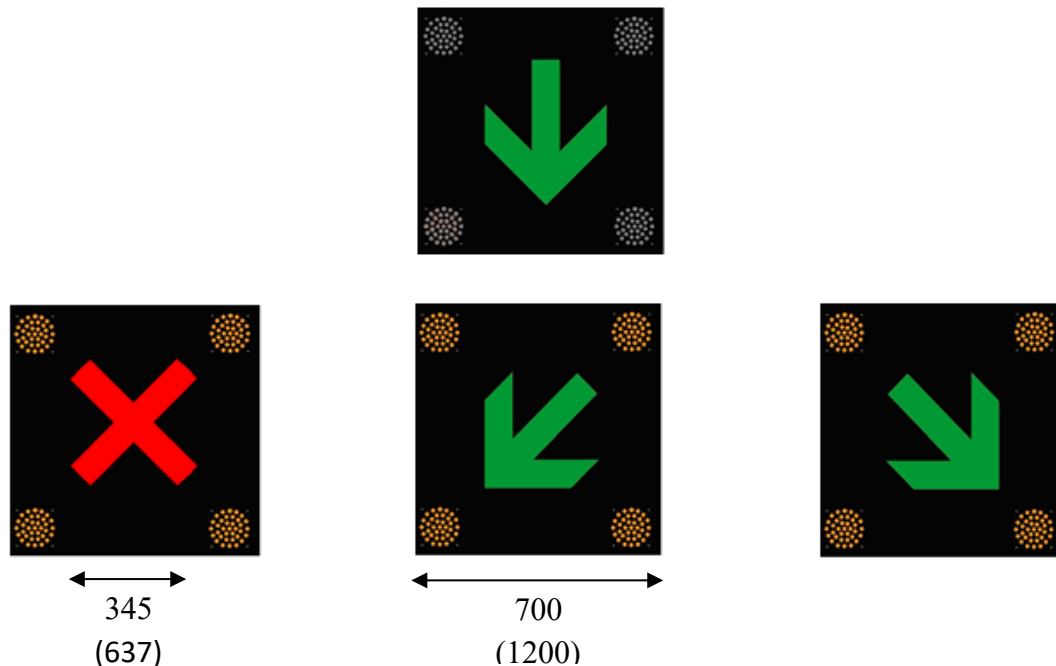
1. The minimum diameter of the roundel on traffic sign number RVMS 102 shall be 450 millimetres within tunnels and 750 millimetres on all roads other than tunnels.
2. The speed limit value of 80 km/h shown in this Part of Schedule 3 for the alternative traffic sign number RVMS 102 is for illustrative purposes only. The speed limits that may be displayed are those set out in Part 2 of the Act of 2004.
3. The black rectangle in traffic sign number RVMS 102 is a blank message panel that, when displaying RVMS 102, displays the speed limit that applies.

**Schedule 4**  
**Traffic Lane Control Signs**

*Regulation 37(3) and 37(6)*

**Part 1**

**Standard Traffic Lane Control Sign**

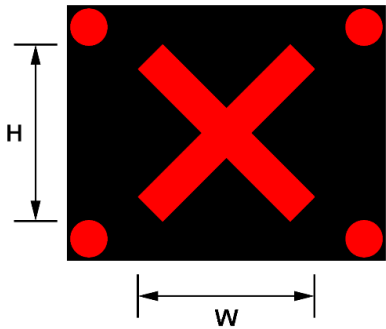


**RVMS 101: Traffic Lane Control Sign**

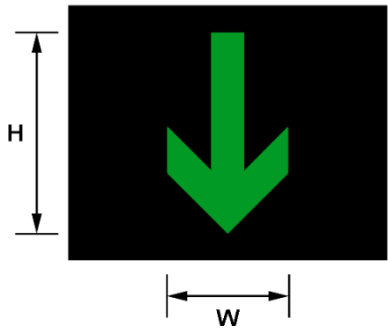
**Notes:**

1. The dimensions shown are in millimetres.
2. The standard dimension is shown and alternative dimensions that may be used are shown in brackets.
3. This is a variable message sign and the black rectangle is a blank message panel that, when displaying RVMS 101, displays one of the 4 signal aspects shown in this Schedule.
4. The lane control sign is mounted above, or to the side of, each traffic lane.
5. The arrow pointing to the left at an angle of 45 degrees from the vertical direction and the arrow pointing to the right at an angle of 45 degrees from the vertical direction shall be green.
6. The 4 beacons, when displayed, emit an amber light and the top and bottom lights flash alternately when the red cross aspect or the downward pointing right-inclined arrow aspect or downward pointing left-inclined arrow aspect is displayed.

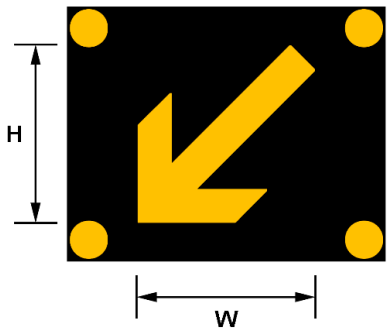
**Part 2**  
**Alternative Traffic Lane control sign**



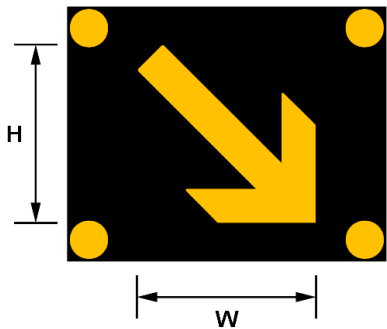
**RVMS 101: Lane Closed**



**RVMS 101: Lane Open**



**RVMS 101: Move into Lane on Left**



**RVMS 101: Move into Lane on Right**

	Minimum Signal Aspect Size (mm)	
	Width (W)	Height (H)
Tunnels	350	350
Roads other than Tunnels	400	560

**RVMS 101: Traffic Lane Control Sign (alternative)**

- Notes:**
1. The dimensions shown are in millimetres.
  2. This is a variable message sign and the black rectangle is a blank message panel that, when displaying RVMS 101, displays one of the 4 signal aspects shown in this Schedule.

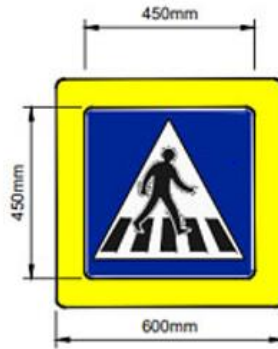
3. The lane control sign is mounted over or to the side of each traffic lane.
4. The arrow pointing to the left at an angle of 45 degrees from the vertical direction and the arrow pointing to the right at an angle of 45 degrees from the vertical direction shall be amber.
5. The beacons, when displayed, shall emit:
  - (a) an amber light with the top and bottom lights flashing alternately when the arrow pointing to the left at an angle of 45 degrees from the vertical direction or arrow pointing to the right at an angle of 45 degrees from the vertical direction is displayed, or
  - (b) a red light with all four lights flashing simultaneously when the red cross, in the shape of the letter 'X', is displayed.

## Schedule 5 Pedestrian Crossings

*Regulation 49(2)(b)*

### Part 1

#### Zebra pedestrian crossing without belisha beacons

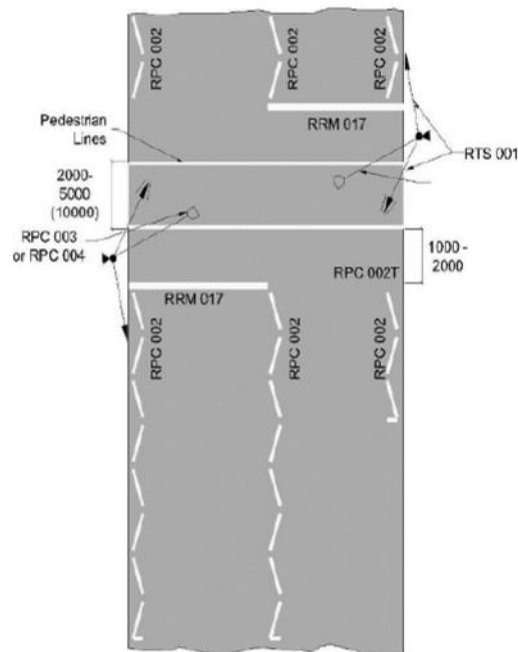


#### RUS 066: Zebra Pedestrian Crossing

*Regulation 56*

### Part 2

#### Pedestrian crossing complex (signalised)

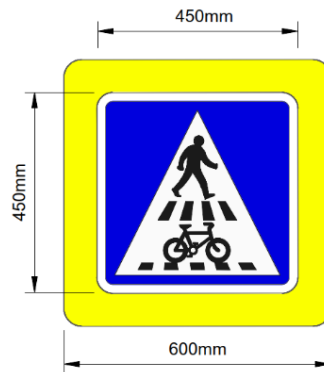


#### RPC 002: Pedestrian crossing complex (signalised)

*Regulation 50 (2)(b)(ii) and 54(2)(b)*

**Part 3**

**Combined/Parallel Zebra Crossing without belisha beacons**

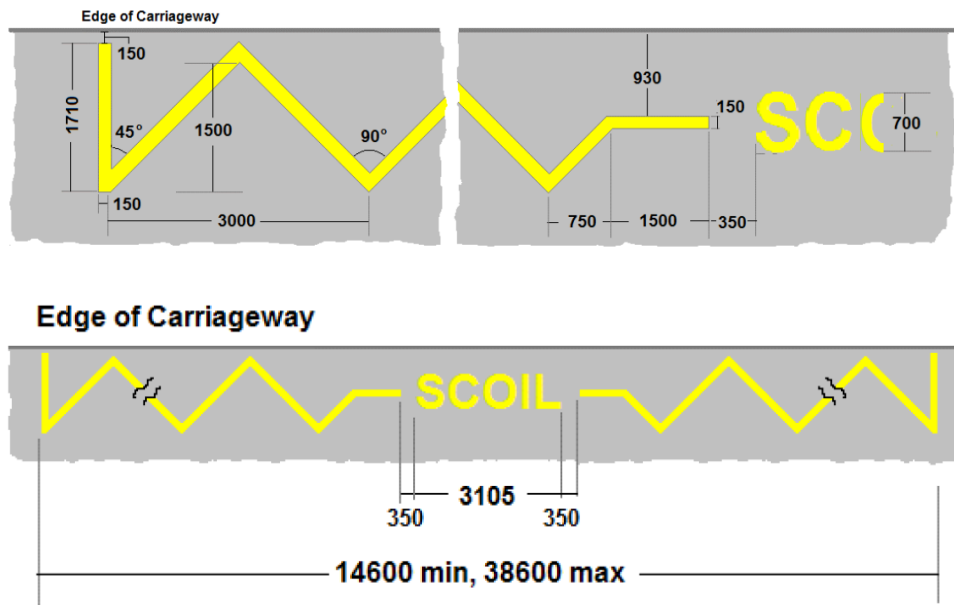


**RUS 067: Combined/Parallel Zebra Crossing**

**Schedule 6**  
**Roadway Markings**

*Regulation 65(3)*

**Part 1**  
**School Entrance**




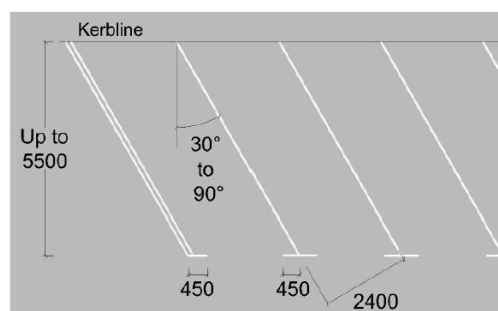
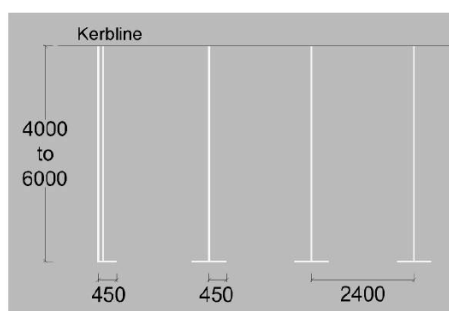
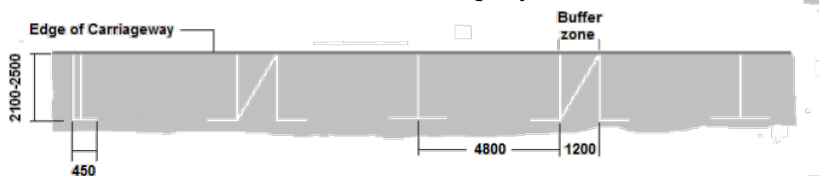

**RRM 010: School Entrance**

**Note:**

1. The dimensions shown for traffic sign number RRM 010 are in millimetres.

## Part 2

### Parking bays

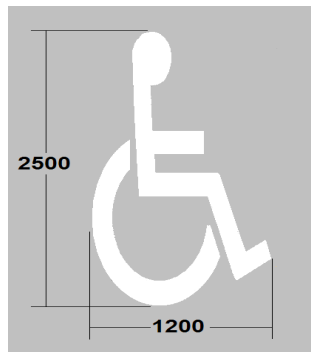


#### Note:

1. The dimensions for each of traffic sign numbers RRM 011, RRM 012, RRM 013, RRM 014 and RRM 016 are in millimetres.

**Part 3**

**Disabled Persons' Parking Bay**



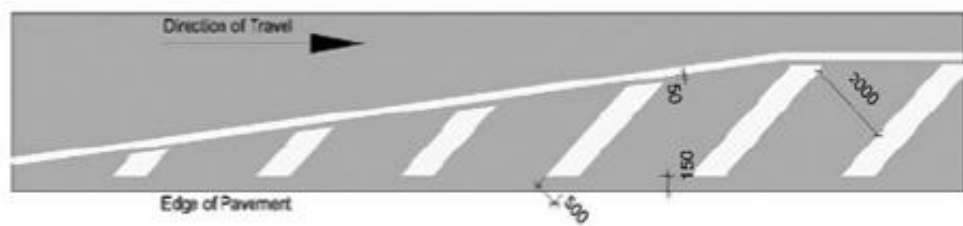
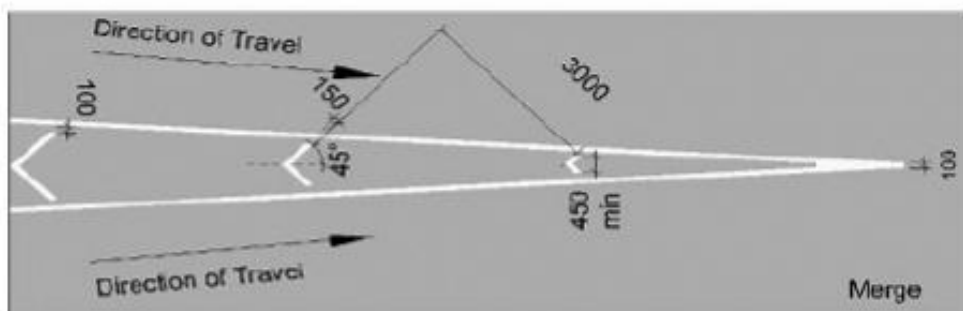
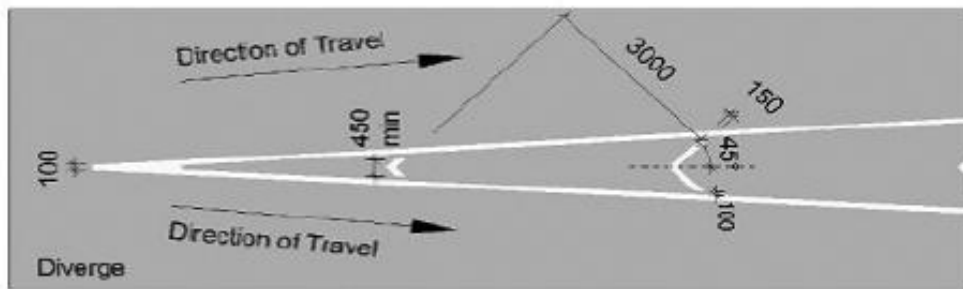
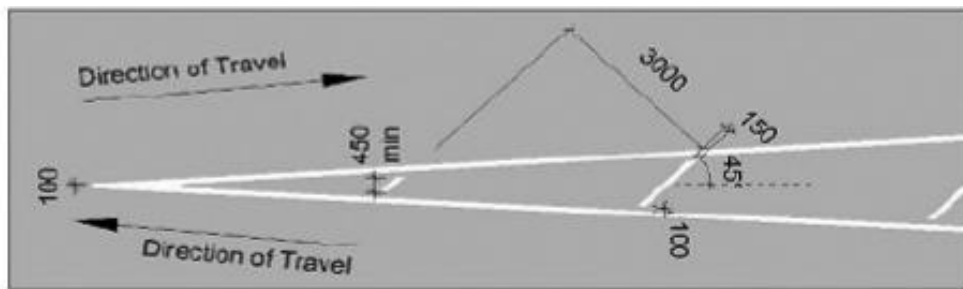
**RRM 015: Disabled Persons' Parking Bay Symbol**

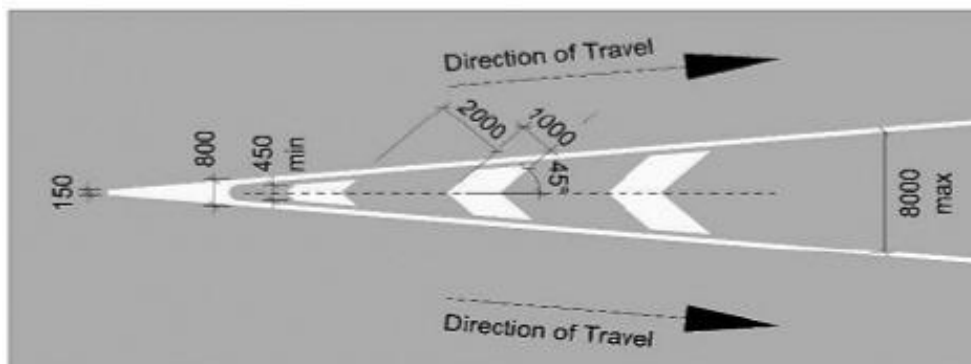
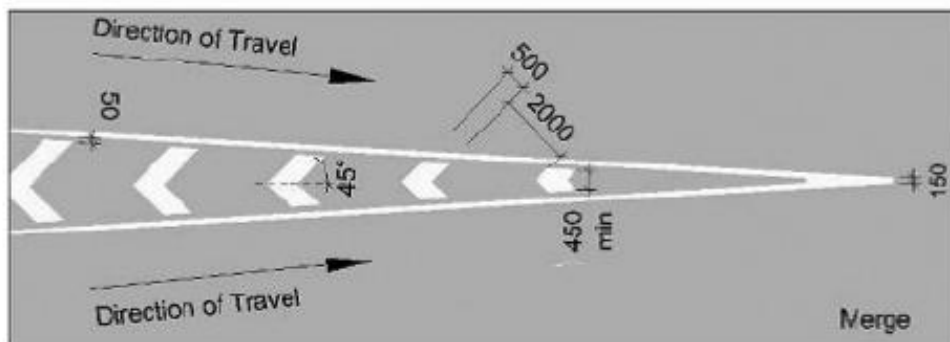
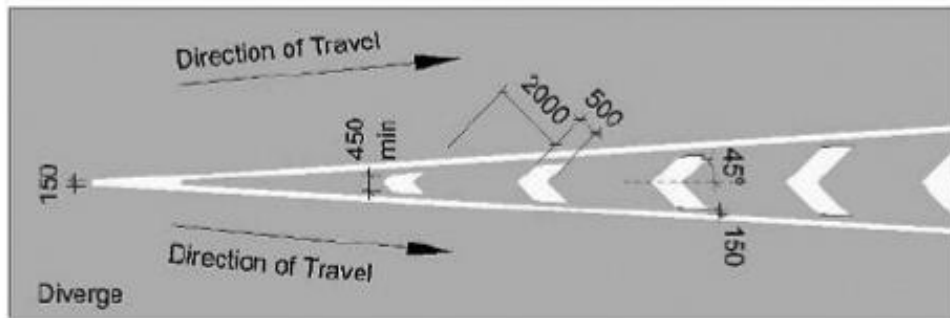
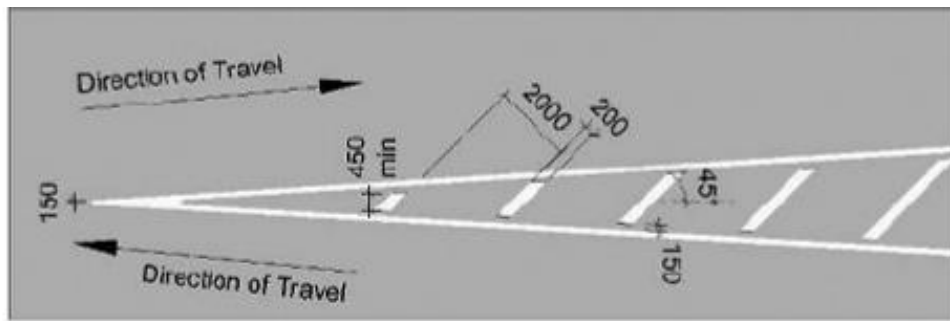
**Note:**

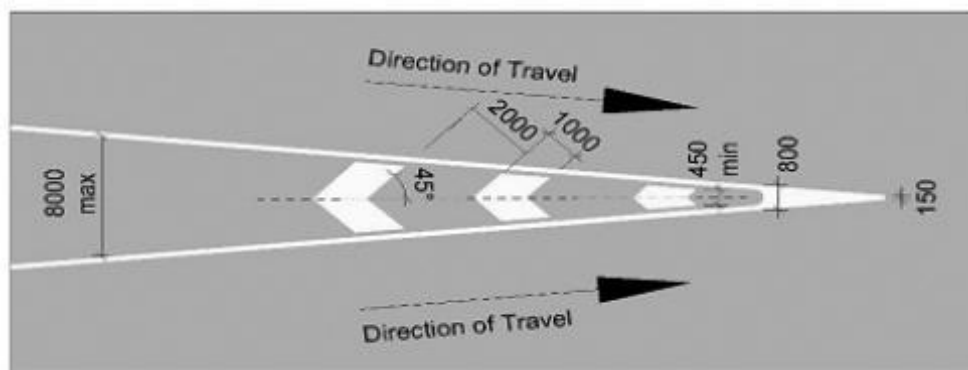
1. The dimensions shown for traffic sign number RRM 015 are in millimetres.

## Part 4

### Merging and diverging marking







**RRM 021: Merging and diverging marking**

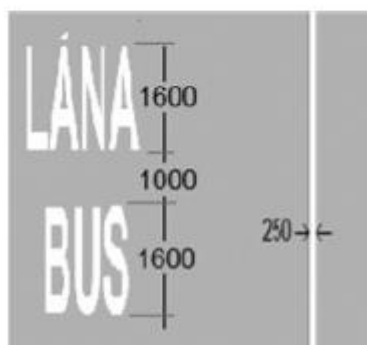
**Note:**

1. The dimensions shown for traffic sign number RRM 021 are in millimetres.

*Regulation 75(2)(b)*

**Part 5**

**Bus Lane**

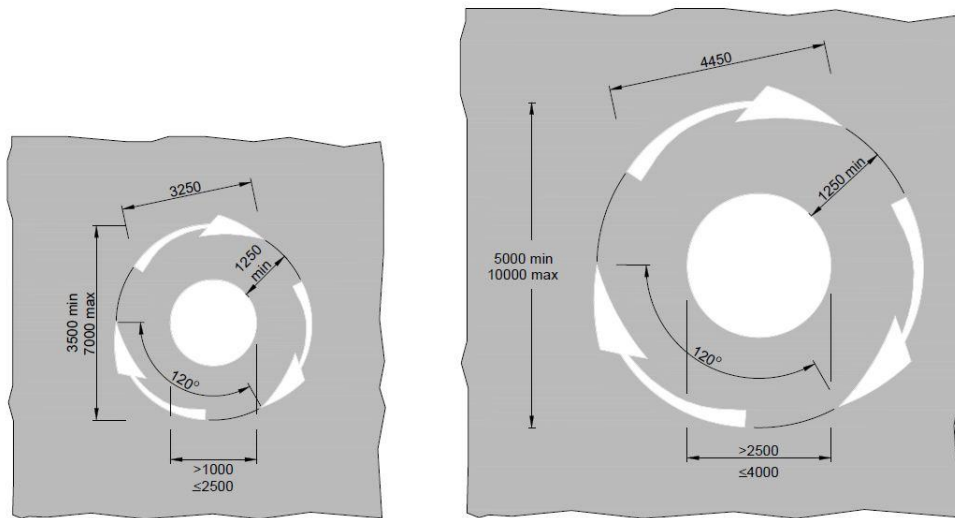


**RRM 024: Bus Lane**

**Note:**

1. The dimensions shown for traffic sign number RRM 024 are in millimetres.

**Part 6**  
**Mini-Roundabout**



**RRM 033: Mini-roundabout**

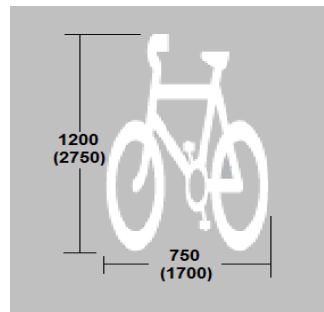
**Note:**

1. The dimensions for traffic sign number RRM 033 can be either of the 2 sets shown here.

## Part 7

*Regulation 74 (1)*

### Cycle Track Symbol



**RRM 036 – Cycle Track Symbol**

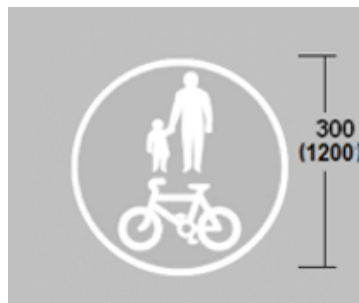
**Note:**

1. The dimensions shown for traffic sign number RRM 036 are in millimetres.

## Part 8

*Regulation 74 (8)*

### Non-Segregated Shared Track Symbol



**RRM 037 – Non-Segregated Shared Track Symbol**

**Note:**


The dimensions shown for traffic sign number RRM 037 are in millimetres.

**Schedule 7**  
**Tram Signals**


*Regulation 86(2)*

**Part 1**

**Traffic Signals for the control of Light Rail Vehicles**



RTS 008: Tram Stop



RTS 009: Tram Proceed



RTS 010: Tram  
Proceed to Left



RTS 011: Tram  
Proceed to Right




RTS 012: Tram Stop  
Unless Too Close to  
Stop Safely

**Note:**

1. The diameter of the sign face shall be between 295 millimetres and 305 millimetres. The thickness of the line(s) should be minimum 20 millimetres and maximum 30 millimetres.

*Regulation 87(2)***Part 2****Speed Limit Sign for Light Rail Vehicles****RUS 033: LRT SPEED LIMIT****Note:**

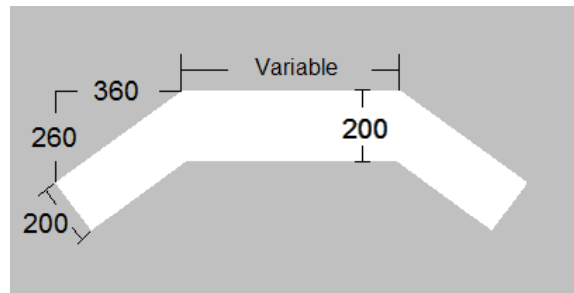
1. The dimensions of traffic sign number RUS 033 are as follows: height: 600 (750) (900) width: 400 (500) (600) with alternative dimensions shown in brackets. The diamond shape should have a height to width ratio of 3 to 2.
2. Where traffic sign number RUS 033 is used to indicate that a speed limit other than one of 50 kilometres per hour applies, the speed limit so prescribed in regulations shall be shown on the sign instead of 50 in the same way as the figure 50 is shown in the diagram for the sign.

**Part 3****Light Rail Vehicles Stop Sign and Line****Item 1: Light Rail Vehicles Stop Sign***Regulation 88(3)***RUS 034: Light Rail Vehicles Stop Sign****Note:**

1. The dimensions of traffic sign number RUS 034 are as follows: height: 600 (750) (900) width: 400 (500) (600) with alternative dimensions shown in brackets. The diamond shape should have a height to width ratio of 3 to 2.

## Item 2: Tram Stop Line

*Regulation 88(5)*



**RRM 031: Tram Stop Line**

**Note:**

1. The dimensions shown are in millimetres.

*Regulation 89(3)*

## Part 4

### Light Rail Vehicles Yield Sign



**RUS 035: Light Rail Vehicles Yield Sign**

**Note:**

1. The dimensions of traffic sign number RUS 035 are as follows: height: 600 (750) (900) width: 400 (500) (600) with alternative dimensions shown in brackets. The diamond shape should have a height to width ratio of 3 to 2.

**Part 5**  
**Tram Lane**



RUS 036: Nearside Tram Lane



RUS 037 Offside Tram Lane

**Note:**

1. The dimensions shown for traffic sign number RUS 036 and RUS 037 are as follows:

Height: 645 (537.5)

Width 810 (675)

The dimensions shown are in millimetres. As an alternative a sign of the dimensions shown in brackets may be used.

2. As an alternative a sign of the dimensions shown in brackets may be used.



GIVEN under my Official Seal,  
22 September, 2025.

DARRAGH O'BRIEN,  
Minister for Transport.

EXPLANATORY NOTE

*(This note is not part of the Instrument and does not purport to be a legal interpretation.)*

These Regulations revise the Traffic Signs Regulations.

BAILE ÁTHA CLIATH  
ARNA FHOILSIÚ AG OIFIG AN tSOLÁTHAIR  
Le ceannach díreach ó  
FOILSEACHÁIN RIALTAIS,  
BÓTHAR BHAILE UÍ BHEOLÁIN,  
CILL MHAIGHNEANN,  
BAILE ÁTHA CLIATH 8,  
D08 XAO6

Teil: 046 942 3100  
r-phost: [publications@opw.ie](mailto:publications@opw.ie)

---

DUBLIN  
PUBLISHED BY THE STATIONERY OFFICE  
To be purchased from  
GOVERNMENT PUBLICATIONS,  
MOUNTSHANNON ROAD,  
KILMAINHAM, DUBLIN 8,  
D08 XAO6

Tel: 046 942 3100  
E-mail: [publications@opw.ie](mailto:publications@opw.ie)

---

€ 25.00

